

FINNY FACTS

Archive Version

San Diego Fly Fishers

March 2017 Cleaner Water, Brighter Streams, Better Fishing **Volume 40 No. 3**

Time to Release the Trout in the Classroom Fry– see page 6
Salt Water Gear Maintenance– Starting on Page 8

March Speaker



Ed Lawrence

[Fishing the Madison, Yellowstone and Missouri Rivers](#)

"If you want a no-fuss, no-muss fly fishing experience on the waters in the Bozeman, Montana area, Ed's arrangements are the way to have it. Ed and his guides provide top-notch instruction and expertise, interesting conversation, and delicious

lunches. Catching fish is up to you, but Ed will try his level best to make sure you do! And I really, really mean it!"--Pat (and John) Steele

"ed& Tim. You have given me back my piece of mind. You both are true professionals. I'm fishing, I'm calm, I'm happy. You Gentleman reflect greatly upon your skill, your craft, the fishing community as a whole, and the wonderful state of Montana. Your passion and dedication are attributes rarely seen in these times. I wholeheartedly thank you for allowing me to share this experience." --Roland, New Hampshire


Ed Lawrence Flyfishing Outfit...
 stress free adventure planning...
 hrsrck@mcn.net
 323 Stillwater Creek Drive,
 Bozeman, MT 59718
 phone 406 581 5283
 outfitter license # 10513

Don't Forget
 Time to renew your membership with San Diego Fly Fishers for 2017. Use the form on Page 12 to mail your check OR Renew on-line

Inside

- President's..... Page 2
- Fundraiser.....Page 3
- New Zealand Trip..... Page 4
- Flies in our Fly Boxes.....Page 5
- Trout in the Classroom.....Page 6 and Page 7
- Gear Maintenance.Pages 8 and 9
- Future Events.....Page 10
- Volunteer Opportunities.Page 11
- Membership Renewal ...Page 12
- Instructional Clinics... Page 13
- LOGO clothing..... Page 14
- Eastern Sierra Report.....Page 15
- Extra..... Page 16
- Funny Page.....Page 17
- Sponsors..... Page 18
- Awards.....Page 19
- Board Information..... Page 20

Next Meeting
 Monday, March 6, 2017
 Southwestern Yacht Club



Evening Tying Program 6:30 pm
 San Carlos Recreation Center
 March 1st, 2017

We are working diligently with the VA Hospital to re-establish a daytime program to serve our deserving veterans.

San Diego Fly Fishers Regretfully Announce the Passing of Long Time Member **DR. ANSEL WATROUS** a member since 1988, passed away at his residence in Bonita, Ca. in December. I had the pleasure of fishing with Ansel on several trip with Jack Bentley and other trips They will be having his services at Ft. Rosecrans on March 28th at 11:00am.... There will be a reception following



Greetings to all of you “Can’t wait until winter is over” Fly Fishers.

Well the New Year is just a memory and the Valentines day shopping days are behind us. The annual **Stroud Banquet** was a great success with many Thank Yous given, Awards awarded and raffle prizes won all followed by a good BBQ and long discussions about this year’s coming events.

The annual **Stroud Award** in honor of **Bill & Eileen Stroud** was awarded to **Tom Loe** from the **Sierra Drifters** (See picture below) for his selfless friendship and guidance over the decades helping to educate and guide hundreds of fly fishers in the art and science of Fly Fishing and fisheries management. Tom helped many of **San Diego Fly Fishers** members learn the habits of Sierra Trout, how to fish successfully and how to return the fish to their habitat.

-(Editor’s Note: see the nice write-up from Sierra Drifters on page 15)

Congrats to you Tom.

The **Annual Gordon Foster** award was presented to **Robert “Bob” Pharoah** (See picture bottom middle) a very deserving member of **San Diego Fly Fishers**. His legacy stretches for many years and many activities but the outstanding contribution is the years that Bob provide mentorship in fly fishing, fly tying, float tube fishing, raft fishing, to all mentees who needed his unselfish help. Bob just loves to fish and he loves to teach others the joy of fly fishing. **San Diego Fly Fishers** is a better club because of Bob and his contributions. Congrats to you Bob.

San Diego Fly Fishers is starting off the year with a 6 week Beginning Fly Tying with expert Fly Tier **Lucky Ketchum** at the San Carlos Rec. Center on Thursday evening. Starting March 2nd. See Lucky or the Indicator for more details.


SDFF is also starting off the year with a 4 week Fly Rod Building class taught by our Past President and expert rod builder **Jack Duncan** at the San Carlos Rec. Center. This class starts March 9th. See Jack or the indicator for more details.

SDFF’s annual Eastern Sierra Bishop trip with 18 members is starting Feb, 24. There will be lots of snow, cold weather, prime rib, Mexican food, adult beverages and tall tales of long distance releases. Next issue will have details and pictures.

You have received or will receive your June 5th **San Diego Fly Fishers** Annual Fund Raising auction tickets in the mail. This is your opportunity to score some terrific fly fishing equipment, trips and art work. All proceeds help our conservation and water quality efforts here in Southern California. Let’s all come out to support San Diego Fly Fisheries.

Thank you to all of the Board of Directors and volunteers who help run our club and to manage our activities. We need a few volunteers going forward. Please see me to offer your time and support to continue our events and activities.

Let’s go fishing
Fred Gregory SDFF President



Thank you for your support.
Bratwursts are available for purchase at COSTCO Warehouse stores.
For the second year in a row, Larry George provided the fresh hamburger meat and Bratwurst for our Casting Event held at Tidelands Park

SAN DIEGO



FLY FISHERS

ANNUAL FUNDRAISER

June 5th, 2017 at 6 PM
Southwestern Yacht Club
2702 Qualtrough St,
San Diego, CA 92106

This event insures Sdff
continued outreach and
education to our community



Fly fishing New Zealand

December 2016/January 2017 Submitted by Ted and Frankie Kalli

As many of you know, we fish New Zealand several times a year. We arrived in New Zealand on December 15 and departed on January 6. Summer did not arrive as it should have. Locals were complaining, tourists were complaining, but when it comes to the weather, complaining isn't going to change it.

The last few trips we have stay at a new place, Turangi Bridge Motel which is on the Tongariro River. The accommodations are great and the dining is excellent.

The weather did make the fishing a little more challenging, due to the wind. We mainly fish Lake Otamangakau (Lake O) and the wind will dictate how the fishing goes. The lake is high in moorland with Mount Tongariro in the background. It has a barren beauty with a sense of isolation. The weather can be bleak and cold, or very hot. Being very exposed, wind can be a problem at times. It is managed as a trophy fishery with rainbow trout commonly exceeding 9 lbs.

A couple of days we only fished the morning and came in early due to the wind.



This time of year we primarily do nymph fishing with an indicator. Due to the cool weather, there wasn't much of a hatch and so the trout were feasting on snails. This also added to the challenge, but we did manage not to get skunked.

Most of the fish were in the 5 to 8 lb. range. We caught mostly Rainbows, but did manage a few Browns. You can tell by the snow in the background and the clothes in the pictures, what the weather was like.

We will be going back to New Zealand for the month of April.

For those interested, here are some links to some of the places.

Where we stayed
<http://turangibridemotel.co.nz/>

The motel has a webcam of the Bridge Pool on the Tongariro River
<http://turangibridemotel.co.nz/bridge-pool-webcam/>

Lake Otamangakau
<http://www.nzfishing.com/FishingWaters/Taupo/TPFishingWaters/TPOtamangakau.htm>

Turangi Area
<http://www.tongarironz.com/>



Flies in Our Fly Boxes

Concept by Lucky Ketcham

Our members share some of their best flies
and where they use them so other members may have success

BRUCE A. SMITH Of all the fly swaps and areas that I frequent, I keep the originals. This gives me a reality check when I haven't been to an area for a few years and am able to go back and look at exactly what works at specific local's. Pictured here are flies tied by the infamous [Bill Schiess](#) from 1994.



Fly Tying Congress

Every Thursday 6:30-8:30 PM

Join the San Diego Fly Fishers at San Carlos Recreation Center at 6445 Lake Badin Ave. in San Diego. Instruction to create your own fly is available. Bring your own equipment or use the club equipment, available from one of the instructors.

DIRECTIONS--From Interstate 8 take the Lake Murray off-ramp and drive toward Lake Murphy. Travel on Lake Murray Blvd. for 1.6 miles and turn left at Lake Adlon Drive (1st corner past Jackson Drive). Go three blocks and the Recreation Center will be on your right.

CONSERVATION and EDUCATION



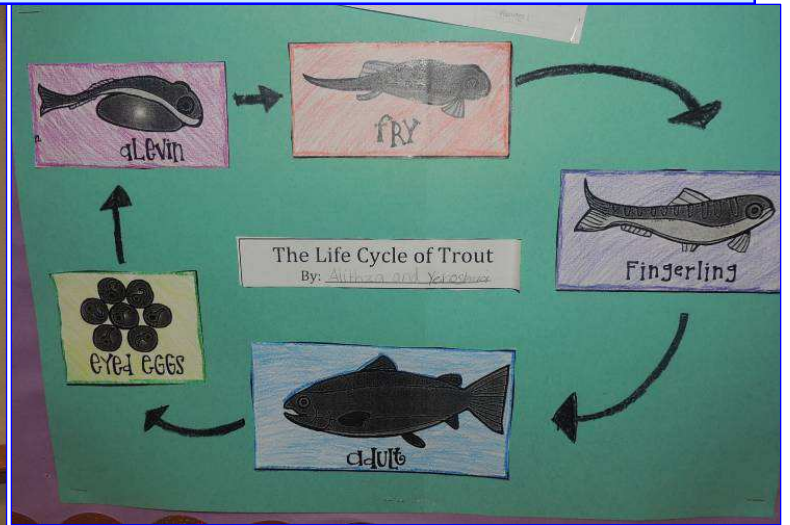
**Release Date- Friday March 10th at 9am. at Lake Murray Casting Area
All Members and Friends are Welcomed**



Above– The Delivery Team that took the eggs from the California DFW local office. From left-**Lee McElravy, Jennifer O’Brian, Fred Gregory, Gary Strawn, Alan Thompson, Bob Stafford, and Mark Hedderson** . The students are enthusiastic about the release of their eggs seen in lower right corner photo (on white cheese cloth– orange colored). The lower left hand corner shows the alevin (the small trout with the egg sack still attached and these will disappear as they are absorbed by the fry) moving about the bottom gravel. Thanks to all volunteers who make this inspirational program a success.

CONSERVATION and EDUCATION

Student Art Work Displayed in Class and Hallway



Salt Water Gear Maintenance Tips

By Craig Smith

As you know, the saltwater environment can be very hard on fishing tackle, leading to corrosion of rods and reels that can eventually cause poor performance or even failure of gear. I periodically see reels and occasionally rods come into the shop which have suffered from insufficient maintenance following saltwater exposure. Sometimes the gear can be cleaned up and returned to service but sometimes it needs to go in the trash can. By following the practices described below I have never had a fly reel or rod become permanently unusable through more than 20 years of saltwater fly fishing. This includes reels with retail prices ranging from about \$40 to \$900.. It generally takes me less than 10 minutes to clean two rods and two reels. You may have other practices which work for you. If you do, stick with it. If not then I hope you find the following tips helpful.

Rods: After a day on the water I will wipe the blank down with a washcloth, paper towel, or rag soaked in warm soapy water. I will then use a toothbrush dipped in soapy water and lightly scrub around the guides, tip top, hook keeper, and reel seat. If the rod is heavily crusted with salt deposits from salt spray (this can happen to rods stored in exposed positions on boats) I spray them with soapy water using a spray bottle and let the rod soak for a few minutes to help loosen salt deposits and finish up with a light rinse in freshwater. Saltwater can play havoc with some of the varnishes used on those pretty wood reel seat inserts and with nickel silver hardware. I avoid using rods with wood reel seat inserts or nickel silver hardware in the salt, but it doesn't mean you shouldn't. Just clean as soon as practical to maintain the cosmetics of your rod if that is important to you.

Fly Lines: Removing salt residue from the line will help prevent the reel spool from corroding while it is stored. It will also help your flyline continue to shoot well. I will strip the entire line into a sink or other container with sufficient water to cover the

line and add a few drops of liquid dish soap to the water. You don't need sudsy water. Use mild soap instead of a detergent which can remove the built in lubricants from fly lines. I like Ivory dish soap. After soaking for a few minutes wind the line back onto the reel while pulling the line through a wet washcloth or paper towel.

Reels: In general I follow the manufacturer's care and maintenance instructions, if any. However, maintenance and care instructions provided with many reels are minimal or even non-existent. I clean reels by first sprayin them down with a spray bottle filled with soapy water and let them sit for a few minutes. This helps loosen salt deposits. Then I will strip off and clean the fly line. With the fly line off I lightly scrub around the screws or rivets on the inside of the spool flange that secure the handle and counter weight. I then lightly scrub around the handle, counter weight, holes in the spool and frame, where the reel foot meets the frame, and any other areas that can trap salt. Then I then rinse the reel with a light stream of water in the sink and wind the line back on. If the reel has a spool that releases with a quick release mechanism I will remove the spool, wipe any saltwater residue from in the inside of the reel frame and spool, and let the reel dry completely. One often overlooked problem area on reels is the latch for spool quick release mechanisms. There are always little gaps around the release levers which can allow salt to get in. Having some grease under the latch cover can keep saltwater out. Most reels come from the factory with sufficient grease under the latch cover. As long as the latch continues to operate easily I don't do anything special here. But if the mechanism starts to get a bit sticky I will remove the cover and inspect the works. If it is corroded or gummed up clean it up and apply new grease. Be careful of losing the little spring that is in there. Some of these mechanisms can be very tricky to reassemble too so I avoid taking them apart if everything is working well.

Some reels use a pressure fit mechanism that uses an o-ring to keep water and grit out. Waterworks-Lamson and Sage reels are examples. I let these types of reels dry completely before removing the spool for any additional cleaning. You want to prevent water from getting into the mechanism that would normally be sealed when the spool is in place. Periodically I do remove spools and will lightly brush the interior of the reel frame with a toothbrush and soapy water and wipe with cloth but I don't do this every time. When I do I will ensure the two sections have sufficient time to dry before re-mounting the spool. At a minimum this would be over night. You do not want mount the spool with any water in the drag mechanism or bearings.

Occasionally I will remove the backing, winding it on to another device. This allows me to remove any salt deposits that have built up between backing and spool. I do this once a year usually but will do so more often if a lot of backing goes into the saltwater repeatedly, such as after a successful tuna trip or other long range trip.

If a reel with non-sealed drag gets submerged in saltwater I will usually disassemble the reel for a more in depth cleaning. Many manufacturers also recommend doing this if a reel gets dunked in the saltwater.

High quality reels can go awhile without cleaning if necessary. When I spent three weeks fishing remote coastal areas of Australia with limited freshwater availability I didn't clean my reels for 3 weeks other than one quick rinse in the shower half way through that trip. My Abel and Ross reels survived just fine but did require more extensive deep cleaning when I returned home. Some lesser quality reels would not have survived the extended period without a thorough cleaning.

- *Continued next page*

Salt Water Gear Maintenance Tips –continued

I avoid soaking reels. Soaking reels for an extended time can allow salt to work its way into the drag mechanisms, bearings and spool quick release mechanism and cause performance and corrosion issues. Some manufacturers such as Ross Reels recommend soaking reels for a few minutes. I do soak my Ross reels per the manufacturer's instructions however one of my older Ross reels did get some corrosion in the drag mechanism that I needed to clean out. I will sometimes quickly give reels with a sealed drag a swish in soapy water after cleaning with a tooth brush.

Don't use high pressure spray to rinse your reels. A high pressure spray, even the spray from a kitchen sink faucet sprayer can push salt into the interior components and bearings of a reel over repeated sprayings. Spray from a shower head is usually light enough. I rinse my reels using a light stream from a faucet or a hose. One of the most common problems I see with reels is corroded one way roller bearings. This is usually caused by soaking reels or hitting them with a spray that forced water in. You want to rinse the salt off, not blast it off.

Inexpensive reels: Not all of us can afford the top end, or even medium price range gear. But for local bay and surf fishing there are plenty of sub-\$100 reels that will work if cared for properly. Budget reels have lower quality parts and most will require even more diligence with your cleaning protocol than with higher end models. The classic Pflueger Medalist reels were used for decades for saltwater fishing and held up if cleaned thoroughly and cared for. Most of today's sub-\$100 reels are ill suited for saltwater work but there are exceptions. The Redington Crosswater, Surge, and Path are three current (February 2017) examples. I have a friend who has been using TFO Prism reels for several years in the salt with no issues and another who uses Okuma Cascade and SLV reels. Most any reel will suffice for light saltwater work, especially if they have exposed drag and clicker mechanisms which are easy to clean. While high end reels can often go for days without cleaning pro-

vided they have not been submerged, inexpensive reels will often corrode over night. That does not mean you should avoid inexpensive reels in the salty environment, just ensure you clean them promptly. In some cases a reel manufacturer will specifically recommend against using a reel in the saltwater. And this isn't limited to low end reels. I recommend you heed such recommendations if you own one of these reels.

Are Sealed Drags Essential for Saltwater Fishing? (hint: no)

Sealed drag reels are not essential for saltwater fly fishing though some people will opine that they are. Most conventional revolving spool or spinning reels are not sealed nor are most fly reels. Many of the finest fly reels in the world made by companies such as Abel, Tibor, Wellstone, Alutecnos, Shilton, and many others are not sealed and have exceptional reputations proven over years or decades of use. I have less expensive Orvis and Scientific Anglers reels without sealed drags which I have seen more than 20 years of salty usage without a problem. Reels with sealed drags require a bit less maintenance but you still need to clean to prevent corrosion from affecting other parts of the reel such as spool release mechanisms or drag knob mechanisms. Reels with non-sealed drags are easier to service in the field. Sealed drag reels run from about \$100 to \$3000+. Generally, the more costly the reel the better it is sealed. Water can still get into some sealed drags for various reasons. Perhaps due to age and/or wear of some components, damage, and misalignment at the factory or other reasons, "sealed" drag systems are not always sealed. I know of someone who had two \$600+ sealed drag reels that ended up with failed drags. The manufacturer replaced both reels for them but that wasn't until they returned from the trip (I would still recommend that reel brand – stuff happens). I have also seen a few lower cost sealed drag reels where the drag adjustment knob had frozen due to corrosion. The drag itself was fine but the knob could not be turned.

Flies: Let's not forget about our flies. I like to use my flies over multiple outings and I am sure you do to. After using flies in the saltwater I rinse them in fresh water. If I have time I will soak them for a few minutes in the sink, tub, basin, or other container that I cleaned the fly line in before rinsing. I then let them air dry completely before putting back in a fly box. This will help prolong the life of you flies. Stainless steel hooks are not essential for saltwater. Many of the best saltwater hooks are not stainless steel (I like Gamakatsu hooks for example); however, they usually have some sort of protective outer coating. Even flies on freshwater bronze hooks can last through several outings if rinsed off and allowed to dry. There may be some discoloration but the hook will still be good. A little bit of steel wool can take care of small amounts of rust.

Preventative Measures:

Polish or Wax: I occasionally apply a very light coat of furniture polish to my rods and reels. My favorite product for this is Pledge Lemon Scented wipes. I will wipe down the rod blank and guide wraps. I also will wipe down the interior and exterior of reels, including the spool (with line and backing removed). This helps prevent salt from sticking to the surface. I will do this a couple of times a year. It also helps keep fish scales from sticking to surfaces too firmly. If you spend a day using live or cut anchovies for chum you will understand why I like to apply a bit of wax or polish to my gear.

- continued on Page 16

Future Events





2017 WOMEN'S ANNUAL FLY FISHING CLINIC

Ladies:
Come join us for the Women's Annual Fly Fishing Clinic. This clinic covers all the basics of fly fishing: casting, reading the water, entomology, equipment selection, fly tying, knots, landing and releasing fish. Whether you are a neophyte or simply want to hone your fly fishing skills, this is a fun and engaging clinic that will teach you everything you need to know to embark on a lifetime of angling adventures.

Space is limited so register early!
* All net proceeds from this event will be donated to Casting For Recovery.

| | |
|------------------------|--|
| When: | April 22, 2017, 9:00 AM – 4:00 PM |
| Where: | The Pasadena Casting Clubhouse and Pool. |
| For directions: | visit www.pasadenacastingclub.org |
| Cost: | \$95 (Lunch included!) |
| To register: | Contact Leigh Ann Swanson |
| Phone: | 310.741.7645 |
| Email: | lacraven22@hotmail.com |



*Casting for Recovery is a nationally recognized not for profit program established in 1996. It provides an opportunity for women whose lives have been profoundly affected by breast cancer to experience physical, emotional, and spiritual healing through retreats in a beautiful natural setting; and learn the art of flyfishing, a sport for life!

BIOGRAPHY MIKE KAUL

Mike grew up fishing the many fine streams and lakes in Sublette County located in western Wyoming. He has taken every opportunity in the past 50 years to chase the wily trout with a fly rod in this area. At age 8, under the tutelage of his grandfather an early settler in the Pinedale area, Mike learned and practiced the fly fishing craft with great zeal.

He has introduced fly-fishing to many individuals of all ages and backgrounds over the years and enjoys working with beginners who want to learn the art of fly-casting and fly-fishing. Mike, a Federation of Fly Fishers Certified Casting Instructor, conducts a fly fishing school and guides walk/wade fly fishing trips in the Pinedale area.

He is the managing partner of Two Rivers Emporium, an Orvis Endorsed Fly Fishing Outfitter located in Pinedale. In the off season, Mike gives power point presentations on fly-fishing in western Wyoming and conducts casting clinics for fishing clubs and other organizations throughout the United States.

Visit their website at
www.2rivers.net

Volunteer Opportunities

RECURRING EVENTS

Every Sunday Morning at 9am

Lake Murray Casting Clinic

Join **Alan Thompson** and his crew. We can always use additional help as the number of students can vary greatly from week-to-week. We are teaching two basic casts: the roll cast and the overhead cast. Bring a comfortable hair, your winning personality, and we will supply the equipment.

Every Thursday Evening at 6:30 pm.

San Carlos Recreation Center

Meet a group of dedicated fly tyers that are giving instruction as to tying most of the popular flies. For more information contact **Lucky Ketcham**.

Advanced Fly Casting

Mission Bay Park– Ski Beach area

Join **John Adanetz** as he instructs fly casters in advanced casting techniques. This group meets the 1st and 3rd Sunday at 8am.

Lend-a-Rod Program

Chollas Lake Park (See Below)

Join **Paul Woolery** every Sunday 11am–2pm as they help youngsters learn the basics of fishing and casting conventional rods. Another way to help kids. Contact Paul for more information.

SPECIAL EVENTS

Casa Vieja Meadow in the Golden Trout Wilderness

Join SDFE members as they make two trips annually, one trip in early summer to repair and set up the cattle excursion fence to protect the fragile mountain meadow. The second trip occurs in the fall to take down the barb wire fence to minimize winter storm damage. While in the meadows, look for the elusive Golden Trout that can be found in the small streams. If interested contact **Gary Strawn**.

Due to unprecedented amounts of snow, this summer's repair trip might occur at a later date in July.

Trout in the Classroom

This event will become a recurring event as we continue to build increase participation by local schools. There is the possibility to raise and release trout three times during the academic year.

Boy Scout Fair

Mark your calendar for Saturday, April 8, 2017 for this year's Scout Fair at Qualcomm Stadium parking lot. As in the past, **Bob Pharoah, Lucky Ketcham, and Richard DeBusk** are the coordinators for both the San Diego Fly Fishers and Golden State Flycasters.

Your help is greatly appreciated as the young boys embark on an effort to earn a Fly Fishing Merit Badge. We will focus on knots, fly tying, and casting.

This is a rewarding experience for both the Scout and the adult mentor who is guiding him. The event start at approximately 9am, but we arrive earlier to set up stations where the Scouts will work and share some coffee, doughnuts, and stories.

Don't Forget
Time to renew your membership with San Diego Fly Fishers for 2017.

For a Limited Time Only

If you have a membership with the **International Federation of Fly Fishers**, you can save some money when you renew your membership with **San Diego Fly Fishers**.

How this works: When attending the December meeting, see **Steve Vissers (Membership Chair)** and show your valid/current IFFF membership card (or buy an IFFF membership from **John Adametz**) and renew your SDFE membership for \$35.00, a savings of \$5.00 and you are enrolled in a raffle for a new rod (odds are 1:12). See **John Adametz** for details.



Membership Renewal by Mail

Date _____ First Name _____ Last Name _____ MI _____

- Individual Membership - \$40.00 Family Membership - \$50.00
 Military Membership - \$25.00 (Active Military only) Military Family Membership - \$35.00 (Active Military only)

Change of Address or Email Address : New Address _____
City _____ State/Zip _____

Email _____ @ _____
Please Print Clearly)

**PRINT THIS PAGE then
MAIL THIS FORM AND YOUR CHECK TO:**

**SAN DIEGO FLY FISHERS
10601-G Tierrasanta Blvd #327
San Diego, CA 92124**

COUPON...SAVE \$ 5.00...COUPON

Join IFFF and take \$5.00 off your **San Diego Fly Fishers** Membership and be entered in an IFFF raffle where 1 out of 12 new members will win a new fly rod.
See John Adamez or Steve Vissers for more details

By using this form you save your club the expense of mailing a renewal form, can save you money if you renew in person at a club meeting, and this is the green alternative.

ON-LINE MEMBERSHIP RENEWAL

On-Line Renewal

Here's how you do it:

1st: on your computer (or other device) go to www.sandiegoflyfishes.com

2nd: click on Join Our Club

3rd: in the orange colored box click on Renew Online

4th: Read the entire page and complete the form in the aquamarine colored box

5th: After you have completely filled out the form, make sure you click the box that states **I have read and I agree to the terms of the San Diego Fly Fishers General Release*. Not sure what is in General release, Click Button on bottom right that says Read SDFP General Release

6th: For safety, copy the number in a picture above Submit Button and copy that number in a box below the number.

7th: Hit Submit Membership Info

8th: Select membership type and follow instruction to make payment.

Final Note: If you have made an online purchase, you can work this system.

Instructional Classes offered by Sdff

Advanced Casting Instruction

with

John J. Adametz, IFFF Casting Instructor

8 to 9AM, first and third Sundays

Ski Beach Park

Mission Bay Park

I am offering Advanced Casting Instruction to any San Diego Fly Fishers or Golden State Flycasters club member on the first and third Sunday of each month from 8 – 9 AM starting January 3, 2016. If you are looking to improve your casting or are interested in preparing for and obtaining your International Federation of Fishers Certified Casting Instructor credential, I can help. Let's work together, have some fun, and learn some casting! Please contact me at john.adametz@gmail.com should you have any questions.

John Adametz is a freelance outdoors writer, fly fishing enthusiast and International Federation of Fly Fishers Certified Casting Instructor. He is affiliated with San Diego Fly Fishers, Golden State Flycasters, Mississippi Coast Fly Fishing Club, and Brotherhood of the Junglecock (Maryland Chapter). Any day fishing is a good day!

FREE CASTING LESSONS EVERY SUNDAY starting at 9 AM

Join the San Diego Fly Fishers at Lake Murray to cast or improve your skills. Free instruction is available. Bring your own equipment or use the club equipment, available from one of the instructors. DIRECTIONS--Take Interstate 8 to Lake Murray Boulevard. Go north on Lake Murray Boulevard to Kiowa Drive. Make a left and continue to the parking lot next to the boat dock. We are to the immediate right of docks under the large cabana. See you there!

Fly Tying Congress Every Thursday 6:30-8:30 PM

Join the San Diego Fly Fishers at San Carlos Recreation Center at 6445 Lake Badin Ave. in San Diego. Instruction to create your own fly is available. Bring your own equipment or use the club equipment, available from one of the instructors. DIRECTIONS--From Interstate 8 take the Lake Murray off-ramp and drive toward Lake Murphy. Travel on Lake Murray Blvd. for 1.6 miles and turn left at Lake Adlon Drive (1st corner past Jackson Drive). Go three blocks and the Recreation Center will be on your right.

Ordering Clothing from Cabelas With our Club LOGO

CABELA'S EMBROIDERED CLOTHING

Our Club logo is available to be applied to items purchased at Cabela's. Here is the information you will need.

Step 1: Decide what article of clothing you want the club logo to be placed on and write down the number and color you want to purchase. There are good deals on the Corporate Sales book found online. Then choose the logo you will use. Blue lettering LOGO is for light-colored item (**LOGO number 30016093**) or gold lettering LOGO for dark colored items (**LOGO number 30015627**).

Step 2: Contact Cabelas Embroidery at (877) 892-4424 (Telephone), or facsimile at (800) 237-4401. or on-line at embroidery~cabelas.com

Step 3. When connected to the Embroidery Department, Give them the SDFE Customer Club Number when placing an order. This number is **40479874**. You may receive a 0-10% discount by using the Club Number. However, for almost all items there is an embroidery charge of **\$5.00**.

Step 4: Finalize the order and use a credit card to secure your purchase by phone. **If you are ordering by FAX or e-mail, do not include a credit card number.** For security reasons, Cabelas will call you for that information.

Step 5: Check your product when it arrives.

The Official San Diego Fly Fishers Shirt which is displayed on the right. You can own this special shirt which guaranties that you will stand out in a crowd.

**Order from Cabelas (see above)
Item #1K-904591
Color-Vivid Blue**

Get Yours Today !



Embroidery is available locally at **TCB Embroidery** located at 8924 Carlton Hills Blvd. Santee, CA 92071 Phone- (619)-562-2320 Fax (619)-562-3510
tcbembroidery.com

Eastern Sierra Report from Sierra Drifters

Quick Look Fish Report 2/12/17

Hello Fly Fishers! A much needed and appreciated warming trend of high pressure has set in for a few days this week. Another storm is forecasted to hit the region beginning later in the week, with the remainder calling for a chance of snow. Night time temps have dropped back down to freezing which has been great for the Upper Owens and our snowmobiles to navigate in the snow. Fishing has been nothing short of epic here. We are hammering the big fish up here consistently on a daily basis. Clients have been coming away from these trips with some of the largest trout they've landed to date. East Walker flows are up and the river is raging. Hot Creek flows have come down from last report and fish are starting to take nymphs in the slots and deeper pockets. Middle Owens and Wild Trout section yielded chocolate colored water from the last series of rain storms. Fishing very slow down there.

A special thank you goes out to the San Diego Fly Fishers for presenting our own Tom Loe with the Stroud Lifetime Achievement Award for fly fishing. This was a lofty honor for Tom, and he was extremely grateful. Tom and Bill Stroud had a very special relationship that transcended the fishing business (*see picture below*). The award raffle proceeds were

donated to Wounded Warriors Healing Waters; which is a program that Sierra Drifters strongly supports. Ricky Vorst from Stroud Tackle in San Diego accepted it on his behalf. We have guided SDFD club members for many years now, and we sincerely appreciate the support given by this outstanding organization.



Upper Owens River

The fishing just keeps getting better here by the day. Fish are moving daily around the river and large concentrations of snow-bows have been found in multiple areas. Our guides and snowmobiles have been working hard to get our lucky anglers to these winter beauties. The latest storm series has done some serious melting of the snow out here and the banks along the river along with the sagebrush are starting to show.

Water is slightly stained from the tannin leeching from the river banks and being brought in from Hot Creek. This has had no effect on the amount of fish holding in the river or the catching for our clients. Snow shoes are still needed for the soft snow to walk in, but our snowmobiles are the best and easiest way to get you to the fish. A major wind event hit the area producing 35-40mph sustained winds with gusts well over 90mph. This

was quite the wind storm that left downed trees, broken sign posts, and dislodged roof shingles in its wake.

Middle Owens River/PVR/Wild Trout section (Bishop Area) 2/12/17

River flows at 221 cfs. Severely stained water similar to chocolate in color coming through here now. This condition should clear up as the flows stabilize. We have been drifting and covering the entire section of our runs here. We are still catching a few fish here and there, but far and few

between. Many other anglers have been reporting tough conditions, and we are sad to say that this fishery is beginning to collapse. The river is in dire need of some fish, and it is anyone's guess as to what has taken place here to cause the poor fishing. BWO hatches and even a sparse Caddis hatch have been taking place daily with little to no fish showing. The larger fish that we do catch are hold-over fish from earlier this winter. We encourage you to write the State Fish and Wildlife Commission and get involved in bringing this fishery back to what it once was. You can read up on the Commission policies for designated wild trout waters here:



Extra

Anti corrosive treatments: Most reels are ready to go out of the box but over time some care is needed to keep reels working like new. I like Boeshield and Fluid Film to lubricate and provide corrosion resistance for moving parts such as spool shafts, quick release mechanisms, clickers, spool handles, and reel seat adjustment rings. Light machine oil will also work to lubricate parts but I prefer products with anti-corrosive properties like Boeshield or Fluid Film. I Particularly like Fluid Film

for the one way roller bearings that are common in today's reels, but there are other products that will work fine too. I will also use grease as required for areas of the reel that had grease when shipped from the manufacturer. Some reel manufacturers will recommend specific products for use on their reels. If not, usually light or medium reel grease is sufficient. I try to match what was on the reel when I bought it. Note that WD-40 can remove grease so I would hesitate to apply it to

greased areas of a reel. So I prefer other products

Rod Guides: Look at the spot where the guide legs go under the wraps to see if it is sealed by word wrap finish. If it isn't then salt can work down under the wraps and cause the guide legs to corrode and eventually weaken. Most factory rods are sealed up well but I have encountered a few which were not. I fixed by applying a bit of finish or epoxy to the gap with a



fishermen's spot

SAVE THE DATE!

LA County's ONLY Fly Fishing Show Is Back!

FLY FISHING EXPO 2017

March 31 - April 2

Join Us for a Weekend of Fly Fishing Fun!

Checkout New Gear! Learn From the Experts! Setup Your Dream Trip!

- **FREE** Entry to the Event!
- **NEW** Gear from Top Manufacturers (Sunday Parking Lot Event)
- **FREE** Demos from World Class Fly Tyers with Special Guest **Davie McPhail** all the way from Scotland!
 - › **Private Group Fly Tying Classes with Davie McPhail** Mar 30 & 31... call store to enroll or for details (818)785-7306
- **FREE** Presentations from Premier Guides and Lodges!
- **FREE** Seminars & Clinics throughout the weekend!

14411 Burbank Blvd Van Nuys, CA 91401 www.Fishermensspot.com/Expo

Funny Page



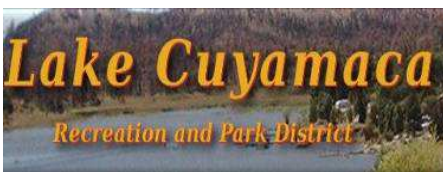
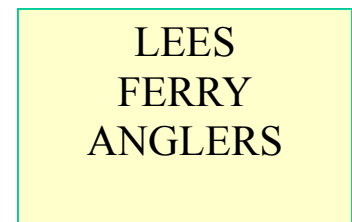
"I caught this fish earlier today, but he got away. So if you catch him, he's mine."




FREE CASTING LESSONS
EVERY SUNDAY starting at 9 AM

Join the San Diego Fly Fishers at Lake Murray to cast or improve your skills. Free instruction is available. Bring your own equipment or use the club equipment, available from one of the instructors. DIRECTIONS--Take Interstate 8 to Lake Murray Boulevard. Go north on Lake Murray Boulevard to Kiowa Drive. Make a left and continue to the parking lot next to the boat dock. We are to the immediate right of docks under the large cabana. See you there!

2016 Fundraiser Sponsors Thank You





Recipients of the
STROUD AWARD

| | |
|-----------------------------|------|
| Jim Brown..... | 2004 |
| Allen Greenwood..... | 2005 |
| Hugh Marx..... | 2006 |
| Mike Rivkin..... | 2007 |
| Bill Van Wulven..... | 2008 |
| Larry Bottroff..... | 2009 |
| Gary Strawn..... | 2010 |
| Bob Fletcher..... | 2011 |
| Bill and Eileen Stroud..... | 2012 |
| Paul Woolery..... | 2014 |
| Louie Zimm..... | 2015 |
| Tom Loe..... | 2016 |

Cut-off date for **April Finny Facts** is Friday-
March 17, 2017

Send articles to:
Alan Thompson at
finnyfacts@gmail.com

Send change of address information,
or Club membership renewal to:
Sandiegoflyfishers.com

Also, Visit our club's website today for new pictures, articles, and other useful information.
WEB Address at bottom of this page.

LIFE MEMBERS

Gordon Foster (in memoriam), Bill and Eileen Stroud (in mem), Bernie Hammes (in mem), Hugh Turner (in mem), Nancy Pitts, Bob Wisner (in mem), Ken Armer, Glen Paul (in mem), Betty Coram, Ned Sewell (in mem), John Kasten (in mem), Leo Bergevin (in mem), George Beach (in mem), Bob Camp (in mem), Marvin Darling, Gene Jerzewski (in mem), Oz Osborn (in mem), Robbie Robinson (in mem), John Gauld (in mem), Lloyd Jefferies (in mem), Doug Joseph, Gary Hilbers, Tom Smith, Bud Olsen (in mem)

HONORARY MEMBERS

Jim Brown, Louisa Kassler (in memoriam), Hugh Marx (in memoriam), Bob Fletcher, Randy Ford, Allen Greenwood, Mike Rivkin, Bill Van Wulven, Larry Bottroff, Aubrey Wendling (in memoriam), Bob Berry, Larry George, Tom Loe

Recipients of the:

GORDON FOSTER MEMORIAL AWARD

For unselfish and outstanding service to
the fly fishing community

| | |
|----------------------------|--------------------|
| 1991-Ned Sewell | 2004-Joe Bain |
| 1992-Bob Camp | 2005-Jim Reeg |
| 1993-Bill & Eileen Stroud | 2006-John Kasten |
| 1994-Ed Velton | 2007-Lucky Ketcham |
| 1995-Bob Wisner | 2008-Louie Zimm |
| 1996-Gary Hilbers | 2009-Warren Lew |
| 1997-Jack Bentley | 2010- Paul Woolery |
| 1998-Gordie Zimm | 2011-Gary Strawn |
| 1999-Gretchen Yearous | 2012-Lee McElravy |
| 2000-Tom Smith | 2013-David Collins |
| 2001-Rose & Roger Yamasaki | 2014- Lee Anderson |
| 2002-Larry Sorensen | 2015- Jack Duncan |
| 2003-Jim Tenuto | 2016- Bob Pharoah |



**San Diego Fly Fishers
2017 Directors**

Fred Gregory **President**
 Larry Sorensen..... **1st Vice-President**
 Tim Huckaby.....**2nd Vice-President**
Co-Annual Fund Raiser
 Bruce Harris **Treasurer**
 John Adametz.....**Casting instructor**
 **SWC-IFFF Club Liaison**
 Sherry Ashbaugh..... **Media**
 Bruce Bechard **Programs**
 Jack Duncan.....**Rod Building**
 Mike Gilroy.....**Co-Annual Fund Raiser**
 Mark Hedderson..... **Secretary**
 Lee McIlravy **At Large**
 Bruce Michael **At Large**
 Gary Strawn **Conservation**
 Alan Thompson..... **Newsletter**
 Steve Vissers**Membership**

Other Chairpersons

Alan Thompson**Fly Casting Clinic**
 Lucky Ketcham **Fly Tying Clinic**
 David Collins **Web Master**
 Art Reifman **Project Healing Waters**
 Don Davis..... **Video & Library**

IGFA Contact

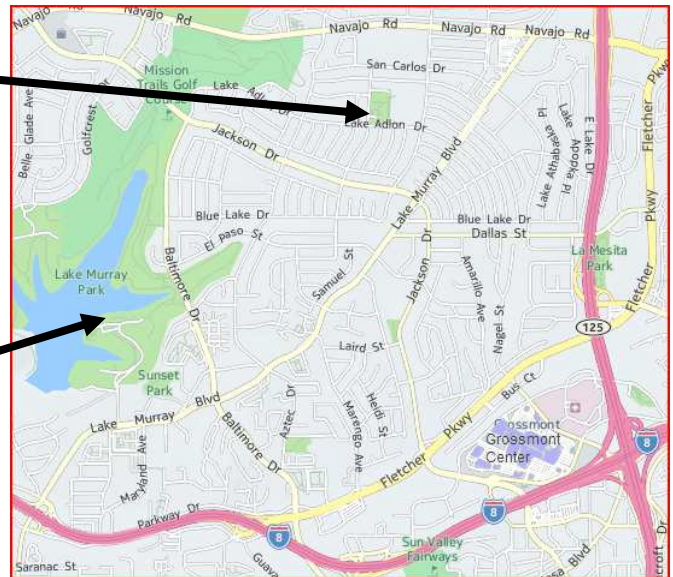
Wesley Woll
 675 S. Sierra Ave. Unit 25
 Solana Beach, CA 92075
 858-481-6386 858-395-9479 cell

Fly Tying Congress
 Thursdays 6:30-8:30

San Carlos Rec. Ctr.
 6445 Lake Badin Ave.

Fly Casting Clinic
 Every Sunday 9 to noon.

Lake Murray
 Kiowa Dr.
 San Diego, CA 92119



Monthly Meeting

First Monday
 7:00 p.m. to 9:00 p.m.

Southwestern Yacht Club

2702 Qualtrough Street
 San Diego, CA 92106

San Diego Fly Fishers

10601-G Tierrasanta Blvd. #327
 San Diego, CA 92124

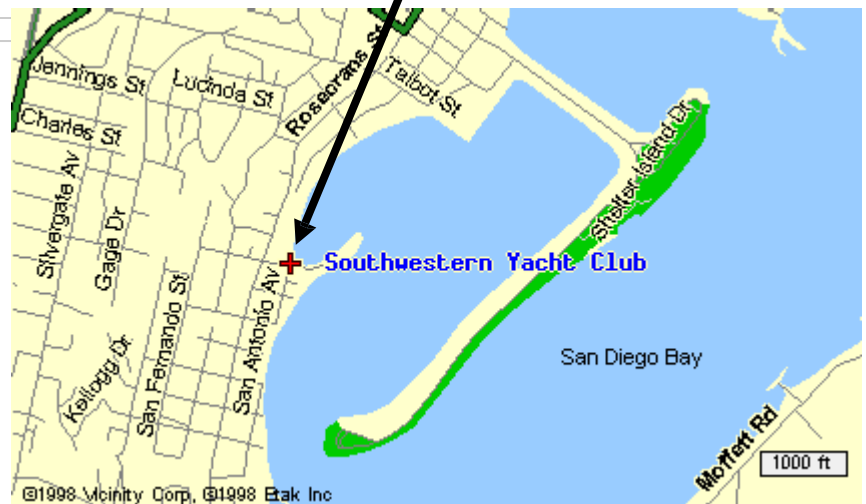


San Diego Fly Fishers

Cleaner Water. Brighter Streams. Better Fishing

**Affiliate Club of the
 International
 Federation of Fly Fishers**

Since 1962



Directions from Highway 8 (traveling West) or Interstate 5 (traveling South)

Take Rosecrans exit West to Owen Street
 Turn Left on Owen Street, drive 1 block to San Antonio
 Turn Left on San Antonio, drive 2 blocks
 Turn right onto Qualtrough and follow to SWYC entryway at end of street.

Southwestern Yacht Club

2702 Qualtrough Street
 San Diego, CA 92106
 (619)222-0438