

FINNY FACTS

San Diego Fly Fishers

October 2019

Cleaner Water, Brighter Streams, Better Fishing

Volume 42 No. 10

SAN DIEGO FLY FISHERS

Join in the fun!

Oct 7th at 7:30 PM

@ Southwestern Yacht Club

Speaker Program: Alex Cady, Local guide, Manager at the Fly Stop will speak about fishing Mission Bay.

Alex is a suburb fisherman and very knowledgeable on our local waters. If you are hoping to up your success rate fishing in the bay, you do not want to miss this program. Alex is a great resource and very generous in sharing his skill and knowledge with fly fishers of all skill levels.



Come early and have a drink, eat some good food and socialize. Don't be shy, introduce yourself, you will be welcome

Currents

[Presidents Message](#)

[Events](#)

[Speakers](#)

[Happenings](#)

[Call to Action](#)

[Fly of the Month](#)

[Rod Building](#)

[Casting Corner](#)

[Conservation & Education](#)

[Southwest Council](#)

[Project Healing Waters](#)

[Fundraising](#)

[Membership](#)

[Feature Articles](#)

[Fishing!](#)

[Resources](#)

[Contact Us](#)

Don't Forget

Time to renew your membership with San Diego Fly Fishers for 2019.

President's Message

This will probably sound a bit cliché, but here goes. Having grown up in western Pennsylvania, I still miss the change of seasons to fall in particular. I need to get my annual fix of leaf change, apple cider, and pumpkin flavored baked goods. I find just enough here in San Diego to give me that fix.

As I write this message, I am literally preparing to drive north for the Southwest Council's hosting of the Women's Fly Fishing Clinic at the annual Faire in Pasadena and Glendale. I've got my rod and reel packed, my notebook (which I know I'm going to need), a reusable water bottle, some comfy shoes, and - most importantly - my San Diego Fly Fishers shirt, hat and SDDF club brochures. I will, after all, not miss an opportunity to "represent".

Speaking of women's programs, we are looking at having two sessions for our own club in mid-October through early November, before the buzz of the coming holidays hits. Confirmation details will be out very soon, so please stay tuned. I will undoubtedly have some great ideas to bring back.

Plans for our Annual Garage Sale are in full swing. Several members of your Board of Directors have, once again, graciously donated their time to organize all the gear we have received as donations. Plan to bring your checkbook or spare cash to our December club meeting to partake in this event. Pizza will be provided. A few volunteers have also offered their time to help out, but we could use a few more, so please contact our Vice President Jim Castelluzzo at programs@sandiegoflyfishers.com to sign up.

We are also firming up plans for the Annual Stroud Banquet in January 2020. We will send out a save-the-date notice next month, so please mark your calendars when you see that info. This event is an important chance to recognize those who make a difference for local fly fishing and for our club.

Jim is also seeking club members who would like to serve on our Board of Directors next year. We have several openings he would be happy to talk with you about. We have a few new things we plan to try out next year, and will also carry over some from this year. Please consider this opportunity to serve your club; it's a great group that loves the sport enough to care about providing you with great opportunities to fish with your friends.

Wishing you good fishing,
Sherry Ashbaugh
2019 President
San Diego Fly Fishers

president@sandiegoflyfishers.com



October Events

October Events

Membership meeting
@ SWYC on Point Loma

Oct 7th @7:30 PM

Club Outings

East Walker River

Oct 11th to 13th

Fish the Bay (meet at Ski Beach park)

TBD @ 6 AM

Project Healing Waters

Fly Casting At Santee Lakes
Contact: [Lee McElravy](#),

Oct 19th @9 AM

Casting Clinics

Basic/Beginners Class

◆ Every Sunday At Lake Murray @ 9 AM

Intermediate Class

◆ First and Third Sundays at Ski Beach on Mission Bay
Contact [John Wylie](#)

Fly Tying Congress

◆ Every Thursday at San Carlos Rec Center @ 6:30 to 830PM

Contact: [Paul Woolery](#)

It's time for U to get involved with your club! Contact any board member for ideas on how you can contribute

**Sdff is a service organization.
Ask yourself
What service can I provide?**

Speaker Programs

Note: The Board has committed to providing a general membership meeting in August Beginning in 2020. Our membership meeting is one of our best products and services. The Board is interested in providing the best service to our members.

Upcoming Programs

October - Alex Cady, Guide topic Fishing Mission Bay

November - Doug Rodricks - Sierra Drifters will discuss new fishing regulations.

December– Garage Sale - Fly Tying demos.

If you have items that you wish to donate please contact us :

geardonations@sandiegoflyfishers.com

We need several volunteers to help with this important December event.

January– Annual Awards Banquet

February- Wyoming Outfitters, Liz and Ryan Anderson

March– Sam Vasily– Eastern Sierras and Pyramid Lake

If you know of someone who would be a good candidate for speaking to the club let us know. For information contact [Jim Castelluzzo](#) or [Tim Huckaby](#)

We look forward to seeing at our next meeting!

Happenings

East Walker River/Bridgeport

October 11th to 13th

The Club will be fishing the East Walker and the Bridgeport Reservoir in October.

You can pick your preferred water and style of fishing. Big Browns and Rainbows abound! Flows should be down and wading should be good.

The Club will likely be based out of Big Meadow Lodge in Bridgeport. We are working on a Club rate. Stay tuned.

- ◆ EACH person is responsible for there own reservations and accommodations!

It's an easy 1 hr. drive if you prefer to stay in Mammoth.

Please sign up at the September meeting and/or email us

[Mike Gilroy](#) and [Jim Castelluzzo](#) are points of contact for this event.

Happenings

Let's fish in November

All we need is someone to suggest a location and help lead the event. It is very easy to do and takes almost no time.

There is a lot of good water to hit in November in California.

Please set up! Contact us at outings@sandiegoflyfishers.com

Stay tuned for dates for a local fishing outing on the bay. Follow us on Facebook for announcements

Volunteers Needed

San Diego Fly Fishers is a service organization. So please ask yourself...

“What service can I provide to my Club”?

Service Opportunities

We need someone to step up and serve as Vice President. Contact [Sherry](#) for information.

Fishing Outings

We are also looking for a Club Outing to the East Walker river in Late Sept or Early Oct. Please let us know if you are interested in going. We would stay in Bridgeport and fish the Walker or the lake. Contact [Mike Gilroy](#) or [Jim Castelluzzo](#)
This one is going to be EPIC!!!!

This is a chance to help run a fishing outing for Club members. We are seeking volunteers to organize a day of fishing on our local waters. It's fun and easy. Pick your favorite water and contact [Jim Castelluzzo](#) or [Mike Gilroy](#) and we will help you get started.

- ◆ Pick a local lake
- ◆ Pick a location for the bay
- ◆ Pick a location for the surf

The whole idea is to involve more members in creating fishing events and get us on the water monthly.

Fundraising

- ◆ We need 2 or 3 more volunteers to help serve on the committee
- ◆ Contact: [Warren Lew](#)

Greeters are needed at our Monthly meetings!

We are planning to have 2 or 3 greeters at each event to help new people into our Club. It's a great way to serve the Club and meet new Flyfishers. Please contact [Jim Castelluzzo](#) or [Sherry Ashbaugh](#)

Project Healing Waters

- ◆ Help with this important program that serves Veterans in need.
- ◆ Contact: [Lee McElravy](#) to learn how you can contribute

Fly of the Month October 2019



Sawyer's Killer Bug
Watercolor by Joel DeJong

The Killer Bug

Frank Sawyer's Kill Bug was first tied in the 1930s. It is easy to tie and used simple materials. The Killer Bug imitates a scud, some say it imitates a crane fly nymph. Whatever the fish take it for, it works! Today the Killer Bug is tied in many variations including the Utah Killer Bug, a soft hackle version and a reverse hackle Tenkara Killer Bug to name a few.

Materials

Hook: Standard Wet Fly Hook or a Scud Down Eye Size 12

Wire: Ultra Fine Copper Wire

Body: Jamieson's Shetland Spindrift yarn in Oyster

If you are not using barbless hooks curse the barb now.

Start the copper wire behind the eye of the hook. Wrap down to about the half way point of the hook, wrap back to a point short of the eye of the hook and return the wire to the middle of the hook.

Take a length of yarn and tie it in at the middle of the hook. Note: You want to remove one strand of the yarn to keep the body of the fly from becoming too large.

Pull the yarn to the bend of the hook. Tie the yarn in to the bend of the hook with the wire. Wrap the wire forward to just behind the eye and return the wire to the bend of the hook.

Wrap the yarn forward using touching wraps to just behind the eye covering all copper wire then wrap the yarn to the bend of the hook.

Take 3 wraps of wire to secure the yarn at the bend and whip finish.

Cut or Helicopter the wire and place a small amount of head cement to secure the wire.

Check out Davie McPhail's demonstration at <https://www.youtube.com/watch?v=Jt61pj90nU8>

For more information contact [Paul Woolerly](#)

H

Rod Building

We will plan another class in March of 2020. Stay tuned. Space will be limited to ensure quality time for each student.

In the interim, if you are beginning your own project and would like some advice or recommendations please free to contact [Jack Duncan](#)

Rod Building help is an important benefit of being a San Diego Fly Fisher. In the coming editions of Finny Facts and on the Website look for "Tips from Jack" to help those who want to build their own rod.

JACK'S TIP OF THE MONTH—

"Cleanliness is next to Godliness" was first coined by a Babylonian rod builder about 2,000 years ago



Contact: [Jack Duncan](#)

Casting Corner

San Diego Fly Fishers is happy to offer two free clinics each month to help you learn to fly cast or improve your skills. Several of our instructors are certified by the FFI and can help anyone develop the skills that will help you get the most out of your casts.

- **Basic fly Casting Lessons**

This Clinic is best suited for beginners and novice fly casters. The clinic will help you develop the basic techniques necessary for successful casts with a fly rod. No experience is required to participate.

Where: Lake Murray (Kiowa Drive entrance)

When: Each Sunday (weather permitting) at 9 AM

What to Bring: You may bring your own equipment or use rods provided by the Club. No fishing license is required.

Intermediate Fly Casting Instruction (This clinic is run by FFI Certified Casting Instructors Dennis Panish and John Wylie and is intended to aid fly casters in enhancing their skills and learn to cast efficiently in different conditions. One goal of the clinic is to help fly casters solve problems with their casting strokes. If you suffer from “wind knots”, learning how to “double haul” or increasing your distance this class is for you. Tell our instructors what you want to work on and they will help.

We provide single hand casting as well as basic double hand spey cast instruction.

Where: Ski Beach on Mission Bay

When: First and Third Sundays (weather permitting) at 8 AM (class typically lasts 1 hour)

What to bring: Bring your rod and let's work on your casts!

Questions? Email [John Wylie](mailto:John.Wylie@sandiegoflyfishers.com):

Casting Corner

Tip of the Month

Breaking News: Our certified instructor John Wylie has been giving our program some real thought. He has presented some specific ideas for improving the SDFF program to the Board. We loved it! Stay tuned for more details as Jon begins to implement his ideas in 2020.

Do you enjoy the process of casting as much as fishing. If so, please consider becoming a Certified instructor. Contact [Jon Wylie](#) for more details



Conservation & Education

San Diego Fly Fishers is a service club with a long history of supporting a variety of conservation, habitat and educational programs. The Club's primary focus is to support projects that serve our local habitats, fisheries and schools. We also support other conservation organizations with projects in California. Our activities are supported by Club members through "boots on the ground" volunteer work and via the donations received at Club fundraising events. We work closely with a number of local, regional and national organizations to support research, improve habitats and foster a conservation ethic for future generations. We are very proud of our work and the ongoing support from our membership. If you wish to join us in this service work please contact the Committee Chair, [Gary Strawn](#)



As I write this, Our team of volunteers are in the high Sierras removing the fence that protects the Golden Trout in Nine mile creek.

In October we begin a new budget year. 2019 has been an exceptional year for our program. We have supported a number of excellent projects locally and in California. We have established a great partnership with SDSU focusing on water issues and golden trout. We expended over \$8000.00 of our \$9,000 goal for conservation projects. Our educational efforts continue to flourish with Trout in the Classroom continuing to be a shining star.

Fortunately, we have significant funds remaining and plan to make good use of them in 2020. As the new San Diego Riverpark progresses in development we are expecting to be able to install a Trout in the Classroom display in the planned discovery center. We have set aside funds to pay for the great opportunity. Stay tuned for more detail as the park construction process gains Momentum.

Please continue to support SDFP and our conservation, education and outreach programs with your participation and donations at our fundraising events. You make all this possible.

If you know of good conservation project that needs some support, please share you ideas with the committee.

conservation@sandiegoflyfishers.com

Southwest Council FFI

San Diego Fly Fishers is affiliated with the Southwest Council of Fly Fishers International (FFI). Look for more happenings in the SW region in future editions of Finny Facts.

Southwest Council Fly Fishers International

Who or What is the Southwest Council ?

The Southwest Council of Fly Fishers International represents all of Southern California and Nevada. Fly Fishers International is a 54 year old international non-profit organization dedicated to the betterment of the sport of fly fishing through Conservation, Restoration and Education. Fly Fishers International and its Councils are the only organized advocate for fly fishers on an national and regional level.

For more information Contact [John Wylie](#) our Representative for FFI

<https://flyfishersinternational.org/>

<https://www.swcffi.org/shop>



Project Healing Waters

Project Healing Waters (PHW) Fly Fishing is dedicated to the physical and emotional rehabilitation of disabled active military service personnel and disabled veterans through fly fishing and associated activities including education and outings. San Diego Fly Fishers (SDFF) is proud to be a local affiliate of PHW. Our San Diego based program, serves veterans locally by providing opportunities to learn fly casting, fly tying and fly fishing. We are a service organization and are pleased to offer opportunities to our veterans to help them find out more about the arts associated with fly fishing. If you are looking for a good way to contribute to our veterans and your Club, please let us know.

Fly Casting

Where: Santee lakes, Santee CA

When: Third Saturday at 9 AM



You can follow our PHW activities on Facebook

https://www.facebook.com/search/top/?q=project%20healing%20waters%20san%20diego&epa=SEARCH_BOX



Fundraising

December is approaching. That's Garage Sale time.

Well, We have a committee formed to help run this years event. Thank you !!

The event is going to be held DEC 2nd at 7:30 PM at The Southwestern Yacht.

We are continuing to accept goods that will be sold at bargain prices. Please go look in your garage or closet and use this as an opportunity to thin out your collection of things related to fly fishing.

Your donations are critical to making this successful. Please be generous.

Contact us at: geardonations@sandiegoflyfishers.com

If you want to help at the event contact us: fundraiser@sandiegoflyfishers.com

Membership

PLEASE REMEMBER TO RENEW YOUR 2020 dues soon.

Currently we are more that 220 members strong. Please renew and enjoy the full benefits of being a San Diego Fly Fisher. More importantly reach out to your friends or new fly fishers and invite them to join.

[Renew online](#)

Contact: [Alan Thompson](#)

Or Renew at the next Monthly SDFF Meeting

SDFF has four membership levels

Individual.....\$40

Family.....\$50

Individual Military.....FREE (Active Duty Only)

Family Military.....FREE (Active Duty Only)

Please welcome our newest members!

FAMILY

INDIVIDUAL

[None for September](#)

[None for September](#)



Feature Article

We welcome anyone who wishes to contribute an article.
Send to [Mike Gilroy](#)

Fly Reels Part 5: Disc Drags By Craig Smith

A braking or drag system based on the compression of discs of various materials is used in the majority of fly reels produced today. Disc drags employ one or more discs of metal, synthetic, or natural materials that come into contact with other discs, pads, reel frames, or reels spools to create resistance to rotation of the spool. Discs may be made from natural cork, metals like stainless steel, carbon fiber, or synthetics like Teflon, Rulon, or Delrin. All disc drag reels should be stored with the drag tension completely backed off.

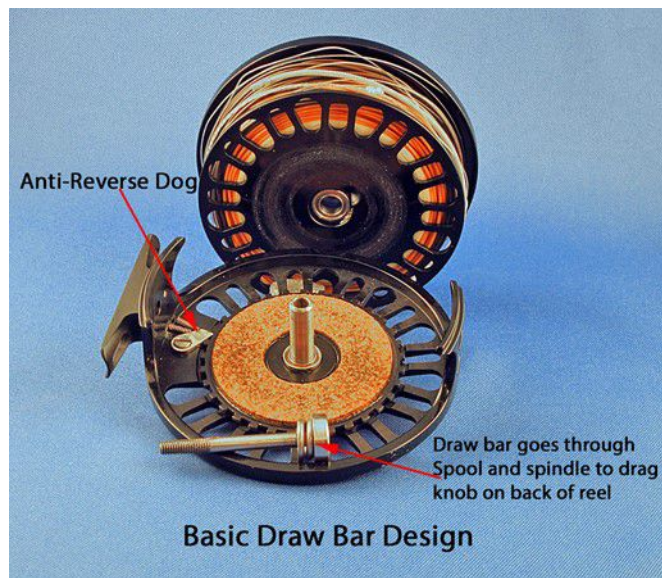
Most disc drag systems employ the compression of multiple discs to create friction. But some designs, like the system used on the classic Scientific Anglers System 2 and Lamson LP series reels, used a single disc and caliper system. Depending on the model, these designs used one or two calipers with synthetic pads to apply pressure against a stainless-steel disc, much like a disc drag brake system on an automobile. The largest sizes of these reels were sufficient for fighting dorado, tunas, and tarpon. A similar but less robust system was used on light weight models like the Okuma Sierra series of reels as well as others.



One disadvantage of caliper disc drag systems is that the small pads typically used do not dissipate heat from friction as well as systems with greater surface contact area. Larger diameter discs provide for better heat dissipation as well as for a smoother drag. In lieu of large diameter discs multiple smaller discs of different materials are often stacked together.

Feature Article


Disc drag systems are commonly seen in two variations. Among the earliest, and perhaps most iconic, are a draw bar system that uses a shaft on the center axis of the reel that is connected to drag knob on the center and back of the reel frame. The shaft or drag knob has threads that cause the shaft to move when the knob is tightened or loosened. If the knob is loosened the shaft is lengthened with respect to the reel frame and drag pressure released. When it is tightened, the shaft is shortened, or drawn in, causing the disc or discs to be compressed against each other, the reel frame, or the reel spool which is pinned to the shaft in some fashion. In the latter two cases, the spool or frame actually function as one of the discs in the system. The earliest reels designed for big game saltwater fishing such as the Seamaster and Emery reels used a draw bar system. It was later used in many other famous big game reels like Abel Big Game, Abel Super, Billy Pate, and Tibor reels to name just a few, and continues to be among the most common designs today. Over time, this design has worked its way into light weight reels designed for trout.



Conical drags, most often associated with Waterworks-Lamson products, are a form of disc drag. You can demonstrate this to yourself by taking a disc shape cut from paper and cutting a wedge from it as you would cut a slice from a pie. Then if you bring the two straight edges together the disc folds into a cone. Disc drags are more effective the larger the combined surface areas of the discs. Using cone shaped drag surfaces allows the create of a disc drag that can provide a larger surface area in a narrower cross section spool hub, which can have some potential weight savings.

Feature Article

Sealed drag systems are usually a variation of the draw bar design except everything is enclosed in a sealed housing. Such systems are not usually accessible for user maintenance and thus do not use cork, which requires regular maintenance to prevent it from drying out. Even though manufacturers often refer their sealed drag systems as drum designs they are usually still variations of the drawbar system that adjust the internals of the drag system but not the spool. Sealed drag systems are often touted for their low maintenance requirements, but contrary to many statements found in online forums and manufacturer marketing materials, they are not essential for saltwater work. One downside of sealed systems is that owner repair in the field is often very difficult if not impossible. An advantage is that they are closed to grit and water.



Another style of disc drag employs an offset gear and drag discs. Still used on some models today, this design is not as common as it was twenty years ago. One of the most recognizable reels with this design was the very popular Orvis Battenkill Disc reels and the following Battenkill Disc Large Arbor and Battenkill Bar Stock disc reels. The offset design has a geared one way bearing that rotates on the spool shaft. The gears engage the teeth of a smaller gear that is between the center and edge of the spool, usually opposite the reel foot. Between this gear and the reel frame are one or more drag. There is a shaft that runs from the smaller gear through the drag discs and frame to a drag adjustment knob on the outside of the frame. This design is easy to manufacture and easy to service. A downside is that drag pressure that can be applied is less than with a drawbar design; however, it is more than sufficient for most freshwater as well as light to medium saltwater work, including flats bone fishing.

Feature Article

An upside of this is that the direction of retrieve in most designs can be changed by simply lifting the one way geared bearing off of the center shaft, flipping it over and sliding it back down the shaft.




All disc drag systems have some mechanism to ensure that the reel spool engages the drag system and does not spin freely in both directions. One of the most common mechanisms used to accomplish this are one-way roller (or needle) bearings. Another commonly used design utilizes spring tensioned clutch dogs to engage teeth on a gear. For many decades the clutch dog system was the preferred system for the best big game fly reels. Today, more and more high-end reels use one-way roller bearings. A variation of the clutch dog design uses spring tensioned pins to engage ramped slots in the face of a disc. This design is suitable for moderate to light weight fishing but has been used on some big game reels. Two very popular high-quality classic reels from the 1990's which used this design were fantastic Ross Cimarron and Ross Gunnison reels.



Feature Article

There is another style of drag that looks like a disc drag but though it utilizes a disc, is not a true disc drag system. This is the drum style drag that many anglers are familiar with from the legendary Pflueger Medalist series of reels, through it has been used on other reels through the years. This style of drag has center disc made from a hard material surrounding the reel spindle. Drag resistance is applied by a "shoe" made from a softer material that is pressed against the drum. The pressure is usually applied via a spring that is adjusted by a knob on the edge or side for the reel frame. I have not seen a new reel design with this style of drag in twenty years and the venerable Medalist, which was last produced about ten years ago, may have been the last reel produced with this style of drag.



Pflueger Medalist
with drum style drag

Today, the vast majority of reels in production have disc drag systems produced in sizes suitable for the smallest trout to the billfish and sharks over 200 lbs. They can be found at prices ranging from \$20 to over \$2000. As with many products the more you pay, usually the better the quality of the reel though there is not an absolute relationship here since the materials used, complexity of manufacture, country of origin, quantity of production runs, and other factors can affect the cost of a reel. When choosing a new reel with a disc drag, consider your needs, preferences, and budget and look at the options available. Then pick a product that appeals to you. At most lower budget levels you will find a variety of suitable options for light freshwater through medium saltwater and many reels can do double duty for fresh and saltwater. Unlike 20 years ago, there is at least one reel on the market today suitable for big game saltwater fishing that retails for less than \$150 (specifically the Redington Behemoth).

Fishing!!!!

Not fishing but some great stuff from our fly tiers !



Making a difference with future Fly Fishers



Follow all the action on the Clubs [Facebook page!](#)

Fishing!!!!



Some very nice
Spotties taken by Woody
Callaway



Follow all the action on the Clubs [Facebook page!](#)

Fishing!!!!

This one feel prey to Mel Ochs



Bob Pharaoh
Releasing a fish
from his fully
equipped
pontoon



....backing

On the front page (9/28/2019) Union Tribune sports section is a featured story about Stroud's tackle. It's a testament to the friendly neighborhood store created by Bill & Eileen Stroud and how Rick Vorst has continued to preserve the special ambience of the little shop where many of us were first welcomed into the San Diego fly fishing community. Link to article below. Read it. You'll be glad you did.



Rick is a generous supporter of SDFF and has built his own legacy as a pillar of the San Diego Fly Fishing Community.

See the full article [here](#)

Follow all the action on the Clubs [Facebook page!](#)

Guides and Resources

San Diego Fly Fishers does not endorse or recommend any particular Guide or Business. This Information is intended to provide the reader with known providers of services related to fly fishing in our local area and in California. This is not intended to be a complete list of available services.

Guides

Eastern Sierra's

[Sierra Drifters](#)

[Sierra Troutdoorsman](#)

[Pat Jaeger Fly Fishing](#)

[Kern River Fly Shop](#)

Northern California

[Acosta Fly Fishing](#) (Steelhead)

[Fine and Far Fly Fishing](#) (Steelhead/Spey Trips)

[Baiocchi's Troutfitters](#)

San Diego Bay/Surf/Lakes

[Conway Bowman](#)

[Alex Cady @ Fly Stop](#)

Fly Fishing Equipment

[STROUD TACKLE](#)

[THE FLY STOP](#)

[Flies by Favorite](#)

River Flows and Reports


[Dreamflows](#)

[USGS Flows](#)

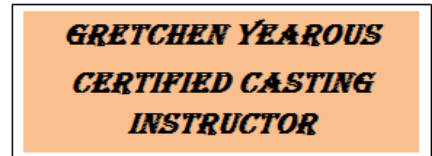
[California Data Exchange](#)

[Lower Owens River](#)

Thanks for supporting San Diego Fly Fishers



Bob Berry Fish Carvings



We need your help getting rid of Carp at Lake Cuyamaca!



CARP ANGLERS WANTED, CONVENTIONAL ROD AND REEL, SPEAR, OR BOW

- **KILL A CARP and FISH FOR FREE!**

Tailing Loops

San Diego Fly Fishers Board of Directors 2019

- Sherry Ashbaugh.....[President](#)
- James Castelluzzo [1st Vice-President](#)
- Bruce Harris[Treasurer](#)
- Mark Hedderson.....[Secretary](#)
- James Castelluzzo[Speaker Programs](#)
- James Castelluzzo.....[Outings/At Large](#)
- Jack Duncan.....[Rod Building](#)
- Mike Gilroy.....[Media Coordinator](#)
- Warren Lew[Fundraising/At large](#)
- Lee McElravy[Project Healing Waters](#)
- Gary Strawn[Conservation](#)
- Alan Thompson.....[Membership](#)
- Paul Woolery.....[Fly tying/At-Large](#)
- John Wylie.....[Casting Instruction/
SWC-FFI](#)

Other Chairpersons

- Alan Thompson[Sunday Fly Casting](#)
- David Collins[Web Master](#)

The Board meets at 6:30 PM on the last Monday of each month at the San Diego River Park Foundation Office on Pacific Hwy.

For Directions to all Club Meetings, Clinics and Fly tying classes visit our website at: [Activities Maps](#)

The Indicator
 Emailed twice a month with updates and breaking news!
 Make sure you are on the list to stay informed.

Follow SDFF adventures and news our FACEBOOK page. Post your own adventures and pictures.
[San Diego Fly Fishers](#)

Cut-off date for the Finny Facts is the 15th of each month
 Send submissions to: media@sandiegoflyfishers.com

