

FINNY FACTS

Archive Version

February 2016

San Diego Fly Fishers
Cleaner Water. Brighter Streams. Better Fishing.

Volume 39 No. 2

Trout in The Classroom– the Eggs are Here ! Bishop Trip scheduled for February 18-21 Stroud Banquet Pictures Inside.

This Month’s Speaker
ALEX RAMIREZ



Bio on page 6


Stroud Banquet - Great Time and Great Food
Saturday, January 9th saw the **San Diego Fly Fishers** gather to honor those special people who have given to the club and the community. Outgoing President **Alan Thompson** highlighted the recent contributions to **CalTrout, San Diego River Park Foundation, and Chollas Lake.**

Jack Duncan earned the **Gordon Foster Award** with our own **Louie Zimm** who was awarded **The Stroud Award** for his many contributions to the local fishing community.

Following the awards there was a feast on the deck. Pictures can be found on pages 4 and 5.

Trout in the Classroom
Three local schools are ready to receive the first batch of eggs from the **Department of Fish and Wildlife.** See article on page 6

Bishop Trip Upcoming-
Fellow **SDF** members and friends are preparing for the annual trip to the Bishop area of the Eastern Sierras. The date for this event starts Thursday, February 18th thru Sunday, February 21. More details on the bottom of page 3.



February

- 3rd at 6:30pm– San Carlos Recreation center (NEW)
- 4th– 9:30am– Lake Murray Casting
- 11th 9:30am– Los Willows–fishing trip

Note: Map for San Carlos Recreation Center on back page. Look for Fly Tying Congress. Both using same place.



The President has a parasite on his back during the Fly Plate Presentation. Anyone know a good Chiropractor ?

Inside

- President’s ReportPage 2
- Renewal form.....Page 3
- Stroud Banquet In Pictures...Page 4 and 5
- Conservation.....Page 6
- Fly of the Month.....Page 7
- Advanced Casting.....Page 8
- Thank You..... Page 10
- Fly Buy (SWC-FFF)..... Page 11
- Eastern Sierra Report.....Page 12
- Funny Page.....Page 13
- Vendors.....Page 14
- Awards.....Page 15
- Board Information..... Page 16

Next Meeting
Monday, February 1,2016
7:00 pm
Southwestern Yacht Club

Yesterday, Today, Tomorrow



Board of Directors 2016

January 9th at the Southwestern Yacht Club overlooking San Diego Bay, SDFP assembled to celebrate the past efforts of Bill and Eileen Stroud and what they meant to us and the fly fishing community. This year's banquet was another highlight event with recognition of outstanding member contributions for 2015. Special thanks to event organizers, Bruce Harris and Jack Duncan, and program printing by Lee McElravy. Raffle donors included Jack Duncan (another of his exquisite hand-wrapped rods, this time a 7'6" 4wt won by Jon Hee) and Tom and Michele Loe on behalf of Sierra Drifters (2 half day float trips, won by Alan Thompson and Wayne Johnson).

Outgoing President Alan Thompson lead us in recognizing outgoing board directors Bob Blazer, Don Davis, Alan Reoch and Kurt Ruble. We then welcomed in returning directors: Bruce Bechard (programs), Jack Duncan (rod building & 2016 co-fundraiser chair), Fred Gregory (vice-president), Gary Strawn (conservation), Alan Thompson (Finny Facts), Steve Vissers (Indicator) and Lew Walsh (door prizes).

Incoming board members included past SDFP presidents Jon Hee, Lee McElravy (2016 fundraiser chair) and Al (Larry) Sorensen. New faces to our board include John Adamez (IFFP Southwest Council club representative and certified casting instructor), Sherry Ashbaugh and Tim Huckaby.

The culmination of the afternoon was the long awaited honoring of this year's winners of the Gordon Foster Award and the Stroud Award. Please join me in saying a thank you and congratulations to:

Jack Duncan our 2015 Gordon Foster recipient

Lew Zimm our 2015 Stroud award recipient.

As we look ahead collectively as a club, on behalf of your 2016 board, we look forward to partnering with each of you to continue our tradition of giving back to our community and promoting our love for fly fishing and the conservation of our fisheries.

Bruce Michael



Thank you for your support.

Bratwursts are available for purchase at COSTCO Warehouse stores.



Thank You for your support of Project Healing Waters- Fly Fishing

Fly Tying Congress Every Thursday 6:30-8:30 PM

Join the San Diego Fly Fishers at San Carlos Recreation Center at 6445 Lake Badin Ave. in San Diego. Instruction to create your own fly is available. Bring your own equipment or use the club equipment, available from one of the instructors.

DIRECTIONS--From Interstate 8 take the Lake Murray off-ramp and drive toward Lake Murphy. Travel on Lake Murray Blvd. for 1.6 miles and turn left at Lake Adlon Drive (1st corner past Jackson Drive). Go three blocks and the Recreation Center will be on you right.

Membership Renewal

Date__

First Name _____ Last Name _____ MI _____

- D Individual Membership - \$40.00
- D Family Membership - \$50.00
- D Military Membership - \$25.00 (Active Military only)
- D Military Family Membership - \$35.00 (Active Military only)
- D Change of Address or Email Address

New Address _____

City _____

State/Zip_____

Email _____
Please Print Clearly)

**PRINT THIS PAGE then
MAIL THIS FORM AND YOUR CHECK TO:**

**SAN DIEGO FLY FISHERS
10601-G Tierrasanta Blvd #327
San Diego, CA 92124**

By using this form you save your club the expense of mailing a renewal form, can save you money if you renew in person at a club meeting, and this is the green alternative.

Bishop Trip Information

The club sponsored event will take place February 18th-21st. We are looking for fly fishers to sign-up to participate. Past history of this weekend event saw many club members fishing the Lower Owens below Pleasant Valley Reservoir targeting rainbows and browns. Club members also fished the Upper Owens above Crowley Lake.

We need to discuss proper etiquette as we travel as a club. There has been a request made to have all fly fishers remove their boots prior to arriving at the motel. There is great difficulty removing the white dust found in the area from the carpet in the rooms and from the parking lot. Because of this extra effort to maintain a clean facility, there is the strong possibility of rates being increased. Let's practice the following:

1. When you get off the water, remove your boots and place them in a plastic bag.
2. Keep the plastic bag in your car.
3. If your waders are covered in mud when you fell, put those in a bag and keep in your car.

Let's keep it clean and have a great trip.

If interested, contact by e-mailing Alan Thompson at finnyfacts@gmail.com

Stroud Banquet

In pictures photography by Nancy Thompson




Alan Thompson's Power Ball Ticket (he lost)



Barry Perchersky recognized by Art Reifman for Project Healing Waters



Art Reifman receives a Fly Plate




Bruce Bechard (Programs) Fly Plate



Gary Strawn presents the **Gordon Foster Award** winner Jack Duncan



Fred Gregory receives his Fly Plate Thanks **Paul Woolery** for these great awards you hand crafted.



Paul Woolery displays the **Stroud Award** won by **Louie Zimm**



Alan Thompson welcomes the new incoming President **Bruce Michael** with **Board of Directors** members **Bruce Harris, Fred Gregory, Bruce Bechard, and Lew Walsh.** Congratulations **Bruce.**

Stroud Banquet

In pictures photography by Nancy Thompson Page 2



Jack Duncan built rod won by Jon Hee



Door Prizes (the Mrs. holding 2 winning tickets !)



Lois Harris won the St. Croix Rod.



Lucky Ketchem enjoying his lunch



Members and their spouses enjoying each others company



Wayne Allen
Is this plate seconds?



Incoming President Bruce Michael addressing the membership and their spouses.



The **2016 Board of Directors Members:** from left to right
Front row: Alan Thompson, Bruce Michael, Jon Hee
Back row: Jack Duncan, Steve Vissers, Gary Strawn, Lew Walsh, Bruce Bechard, Fred Gregory, Bruce Harris, Lee McElravy, Al Larry Sorensen, John Adametz



Bruce Michael introduces the newest **Board of Directors member– Sherry Ashbaugh– Welcome Aboard**

CONSERVATION

Alex Ramirez BIO

Alex Ramirez began his fly fishing career on the South Fork of the San Joaquin River at the age of 10 chasing wild trout. This youthful passion soon found him testing his skills for bass at the local lakes and golf course ponds. Alex went off to study biology at Stanislaus State University but you could always find him perfecting his skills on the local waters every weekend. Prior to moving to San Diego, Alex worked for a Northern California fly shop where he shared his passion for the sport by teaching numerous classes on tying, basic fly-fishing and still water tactics. In addition, he guided anglers on the Stanislaus River and was lead instructor for the Boy Scouts of America's fly-fishing merit badge.

With 28 years of experience fishing freshwater, Alex perfected his skills in the Saltwater and became one of So Cal Fly Fishing Outfitters lead instructors and also guided the local surf as well as the Bays.

Currently, Alex is the Southern California Rep for Outdoor Specialty Products where he represents 10 brands with some of the most notable being Sage, Redington, RIO, Fishpond and Outcast.

Focus of Monday night's meeting will be the RIO line of fly lines, tippetts, etc.

Trout Eggs are Coming Soon

The start of the Trout in the Classroom is starting soon at three local schools with active, or near active tanks which include Kearny High School and Whittman Elementary School located in the city of San Diego and River Valley Charter School in Lakeside. The eggs are coming from Mojave Hatchery, but someone needs to meet them halfway which is the current problem. **Bob Forthun**, the local lead on this program stated, "**PLEASE reach out to the San Diego Fly Fishers for help with this.**" And we will respond as we have arranged pick up of eggs in Ontario, transportation to San Diego, and distribution to the three schools. Obviously they must be a member and carry the permits as well as Protocols for egg transportation.

The eggs are as you know, *fragile*, and we need them in all three aquariums as quickly as possible. **Bob Forthun** will be coordinating with Teachers, Principals, support staff, etc. at all three schools to make sure the eggs will be handled quickly and safely.

San Diego Fly Fishers made the commit-



ment to support this worthwhile program which provides important science lessons for the students at local schools provides potential stocking fish for local streams to support native trout populations. For example, the recent drought had dried-up Boulder Creek and the native trout population perished. These eggs offer a great opportunity to re-populate this stream when they grow to a proper size.

This marks a new era for **SDFF** as we will provide support to help the schools as a precursor to establishing this program at the new **Discovery Center** of the **San Diego River Park Foundation** and schools across San Diego County will be able to access these trout without making the expensive purchases to equipment. Exposing as many students as possible to the importance of this program generates future supporters of programs that seek to enhance fisheries that are under stress.


Fly Tying Congress Every Thursday 6:30-8:30 PM

Join the San Diego Fly Fishers at San Carlos Recreation Center at 6445 Lake Badin Ave. in San Diego. Instruction to create your own fly is available. Bring your own equipment or use the club equipment, available from one of the instructors.

DIRECTIONS--From Interstate 8 take the Lake Murray off-ramp and drive toward Lake Murphy. Travel on Lake Murray Blvd. for 1.6 miles and turn left at Lake Adlon Drive (1st corner past Jackson Drive). Go three blocks and the Recreation Center will be on your right.

Fly of the Month

M&M Caddisfly – dry fly adult, size 18



Ventral view of a caddisfly, note the shape you want to cut the wing.

Materials

Hook: Standard Dry Fly, TMC 100 or 101 size 18
Thread: Black fine 10 or 14
Body: Two peacock herl Underwing:mWhite or Cream Antron Yarn
Wing: Wood duck breast or flank feather, tented and cut caddis wing style
(Wood duck is more mottled and marked than mallard or even light partridge LK)
Hackle Legs: Grizzly or Ginger, stiff dry fly hackle

October 1, 2010

I asked John Williams of Orange County Fly Casters for a recommended dry fly for Hot Creek Ranch for the first week in October. Bruce Harris is preparing for a short trip to the private resort that requires dry flies only be used for their trout.

Hi Lucky,

I would use a size 18 M&M caddis.

Here are the instructions, it's easy. #18 dry fly hook, 10/0 or 14/0 Black thread, Two peacock herls, White or cream Antron yarn, One wood duck flank feather, Grizzly or Ginger hackle. Wrap the shank with thread, tie in the peacock herl and wrap counter to the normal direction to the 2/3 forward position, wrap the thread in the opposite direction to trap it and let the thread hang at the 2/3 forward position. Tie in the Antron yarn and let extend just beyond the hook bend. Fold the wood duck feather by coaxing it into a tent shape, lay it on top of the Anton and tie in with several wraps. Tie in the hackle feather at the 2/3 point and make three wraps and tie off. Whip finish and head cement. **"The M & M Caddis is the most effective caddis ever."** (Emphasis added by Lucky) Take Care Lucky. John

-Continued on page 10



Advanced Casting Instruction

Advanced Casting Instruction

with
John J. Adametz, IFFF Casting Instructor
8 to 9AM, first and third Sundays
Lake Murray



I am offering Advanced Casting Instruction to any San Diego Fly Fishers or Golden State Flycasters club member on the first and third Sunday of each month from 8 – 9 AM starting January 3, 2016. If you are looking to improve your casting or are interested in preparing for and obtaining your International Federation of Fishers Certified Casting Instructor credential, I can help. Let's work together, have some fun, and learn some casting! Please contact me at john.adametz@gmail.com should you have any questions.

Advance Casting Instruction Schedule

| | |
|-------------|--|
| January 3 | Dealing with the Wind |
| January 17 | Cause and Correction of Tailing Loops |
| February 7 | The Versatile Roll Cast |
| February 21 | It is OK to be a Slacker: Types and Uses of Slack Line Casts |
| March 6 | The Double Haul |
| March 20 | Going the Distance |
| April | To be determined based on demand |

John Adametz is a freelance outdoors writer, fly fishing enthusiast and International Federation of Fly Fishers Certified Casting Instructor. He is affiliated with San Diego Fly Fishers, Golden State Flycasters, Mississippi Coast Fly Fishing Club, and Brotherhood of the Junglecock (Maryland Chapter). Any day fishing is a good day!

FREE CASTING LESSONS EVERY SUNDAY starting at 9 AM

Join the San Diego Fly Fishers at Lake Murray to cast or improve your skills. Free instruction is available. Bring your own equipment or use the club equipment, available from one of the instructors. DIRECTIONS--Take Interstate 8 to Lake Murray Boulevard. Go north on Lake Murray Boulevard to Kiowa Drive. Make a left and continue to the parking lot next to the boat dock. We are to the immediate right of docks under the large cabana. See you there!

Thank You Letter



*Connect.
Create.
Conserve.*

Board of Directors

Mirazel Deck
Chair

Bill Dahnke
Vice Chair

Jane DeCelles
Secretary

Philip Probst
Treasurer

Je-Ann Anderson

Charles V. Barwanger

Alan Grant

Bob Kain

Gary Loya

Jack McGrath

Barbara Palar

James Peugh

W. Lee Rutter, Ph.D.

James Ryan

Michael Schneider

Tom Sudberry

Anthony Wagner

James Hubbel
President

Rob Hutsel
Executive Director

December 23, 2015

San Diego Fly Fishers
Alan Thompson
10601-G Tierrasanta Blvd., #327
San Diego, CA 92124

Dear Mr. Thompson,

Thank you for your generous donation of \$2,000 to support our Temescal Creek acquisition project! Your donation will help us work to protect and preserve this area as critical wildlife habitat. Please check back on our website for updates as we advance this project: www.sandiegoriver.org.

On behalf of all of us here, thank you so much for your generous donation. Your support will really make a difference. If you have any comments, questions, or suggestions, please contact us!

Sincerely,

Rob Hutsel
Executive Director

*Incredible!
Thank you to all at
SPFF. Happy Holidays!*

The San Diego River Park Foundation is a 501(c)(3) charitable organization. All donations are 100% tax deductible as allowed by law. No goods or services were received in exchange for this gift. Please keep this receipt for income tax records.
EIN 01-0585671

Extras

M & M Caddis *continued from page*

Hook: Standard Dry Fly, TMC 100 or 101 size 16 --- or 2XLong 1XF TMC 5212 Thread:
Yellow 8/0

Body: Brown SLF dubbing

Rib: Yellow thread or very fine gold wire.

Underwing: White or Cream Antron Yarn, or Clear

Wing: Partridge or Wood duck breast or flank feather, tented and cut caddis wing style (Wood duck is more mottled and marked than mallard or even light partridge LK)

Hackle Legs: Grizzly or Ginger, stiff dry fly hackle (Brown dyed grizzly)

I like to use a fine extra long hook on the size 16 caddis patterns. A standard hook, works but I think the longer segmented abdomen is part of the trigger on caddisfly and stonefly patterns.

Mount the hook and attach the yellow thread with a jamb knot at the 2/3 hook shank. I was taught to use the knot to make the wing tie in point and end of the abdomen. Make a tight thread base to just above the barb. Leave the 3 or 4 inch long tag for future use as a rib. Tease out a fine noodle of dark brown extra fine dubbing. (It can be green or other colors)

Make a cigar shaped body ending at the tie in point. I like a tight dubbed body. To get this I catch the fine tips of the dubbing noodle and make a wrap or two. Then take hold of the noodle and twist it to tighten the fibers. You have much more control of the body shape with this technique. End the body at the 2/3 shank position. (Caddisflies and Stoneflies have longer abdomens than mayflies, I stop the mayfly bodies at mid shank.) Half hitch the thread and place bobbin in the thread arm.

I use a rotary vise to make tight even segments in the abdomen with yellow thread. Secure and trim the rib. Take three strand clear or white Antron yarn, cut off 3 inches and separate the 3 strands. One strand should be enough of an underwing on a size 16. Attach the Antron to the top of the hook with 3 or 4 tight wraps. Take care to keep on top of the hook. Trim the front near the hook eye. The butt ends should be just at the bend of the hook. Trim if necessary.

Wood duck is good for this pattern, but it is more expensive than mottled partridge. They work about the same to me. Select a nice partridge feather. It should not be too curved in the quill and sized appropriate for the hook. (I sit and pull off fluff and excess fibers of partridge breast feathers in preparation for caddis fly construction. It makes a simple project for watching TV and preparing materials. I have containers of prepared mallard, partridge, pheasant and wood duck.

Attach the top wing by the bare quill at the 2/3 shank mark, size the wing to be at the bend and just past the Antron. I try to pull forward on the quill to compress the feather fibers for the correct profile.

You might pinch the feather and trim the ends to have the caddis wing shape. Most of the time I do not try to cut them. Pick feathers with a good shape and it is not really necessary. Secure and trim the quill. The dry fly hackle on this pattern is sparse and just represents the legs. I select a saddle hackle that can be one hook size larger. Trim off the barbs on the end for a clean tie down. Place the quill next to the bare hook and secure. Hackles hold better if they are attached to bare hook or tight thread. Problems come when you try to secure them to soft dubbing or in this case the slippery Antron layer. On this pattern I only make two wraps of hackle and secure. Three tight wraps of thread will hold most materials.

I use a half hitch tool to push back any stray hackle fibers over the hook eye and

then a three wrap whip finish. I don't usually need to add head cement. When I trim the excess hackle I will turn the fly upside down and trim off the bottom of the hackles at the same time.

I want the fly to land with the body on the surface of the water. Take the time to make sure the long segmented body is clearly visible. That means pulling up on the Antron, using your finger nail to move fibers or even trimming any yarn that hides the body.

The tent wing caddisfly patterns have worked for years. The addition of the Antron Sparkle Yarn seems to improve the pattern. They float a bit better and the sparkle highlights the segmented body shape.

- submitted by Lucky Ketchem



January 30, 2016 9 am - 4 pm

*Great Buys on New and Used Tackle
Benefit the Southwest Council International Federation of Fly Fishers*

LONG BEACH CASTING CLUB. 4901 East 7th Street Long Beach, CA 90804

Bring usable and sellable items originally priced over \$40.00 to donate to the Garage Sale and get free admission.

\$10.00 for IFFF members, lunch included in admission price, \$15.00 others.

Membership available at door.

Call 818. 757. 3474 or email: secretary@southwestcouncilfff.org



SCHEDULE OF EVENTS:



FLY TYING 9-4

Learn from award winning fly tiers. Bill Blackstone, John Rose, Glenn Hiroyasu, John Van Derhoof, Mark Kirchner, Maria Rivas, Steven Fernandez, Dave Boyer, Mel Light, Dean Endress, Lee Baerman, Carl Ronk, Naomi Okamoto, Steve Posner, Vaughn Podmore, Mike Forest, Kevin Green and others. They will demonstrate their famous patterns and techniques! This event will feature 4 renowned Buzsek Award winners and at least 22 tiers!

GARAGE SALE 9-4

Please donate items for the fly fishing garage sale. Rods, reels, lines, clothes, vests or accessories. Anything not sold will be donated to Project Healing Waters or as needed by the SWC member clubs. Items must be in working order and have a value of at least \$10.00. A great opportunity to dispose of extras and unwanted items of all matters fly fishing. Please give items to your SWCIFFF representative or contact us directly. This is the perfect way to do spring cleaning and to help the SWCIFFF!

CASTING 9-4

20/20 Casting lessons: Federation Certified and Master Casting Instructors will be available for personal casting lessons at \$20 for 20 minutes. Tune up your techniques for the upcoming fishing season. Participants will be analyzed by instructors and receives tips to improve their single-hand or Spey casting.

See how you do in the Danish Casting Games! Come join in on the fun of casting!

RAFFLE & SILENT AUCTIONS 9-4

Take a chance at winning some fantastic raffle items. Raffle tickets will be sold at the event. For your bidding pleasure both select and special silent auction items will be on the tables all day. Come and place your bids!

Eastern Sierra Report from Tom Loe of Sierra Drifters

Upper Owens River 1/13/16

Significant snow on the ground here may be in sight over the next couple weeks. Most days the ice never stops forming on your rod guides. There is enough snow on the two track roads to get you stuck without an all wheel drive vehicle. The “snow bows” have increased in numbers recently. Flows have come up improving overall conditions. Crowley has completely iced over, & is at the highest water level in two years already. This has triggered a solid push of winter run rainbows to move upstream onto the gravel beds. During the warmer periods a few smaller rainbows and browns have also been active adding to the fish counts. Timing the weather is the key to getting on these trophy fish.

When we get an extended period of sub-zero air temps; it forces the LADWP to flush the standing ice out of the Rush Creek Diversion and washes debris, & ice bergs down the channel. Eddies will become solid sheets of ice making the river unfishable. If air temps warm enough, & the flushing is successful-the river can clean up in the afternoon. Overall water clarity has become poor below Hot Creek. The fish are very spread out, & are actively on their redds during warmer periods. They vacillate from the gravel beds into the deeper pools when we experience a duration of colder air temps. I have seen a few honey holes that have multiple fish in them; but this year you can expect one or two bigs per spot for the most part. Most popular attractor patterns will get you looks with solid drifts. SJ worms, crystal Vanderleechees, crystal soft eggs, Assassins, and Agent Orange patterns have got us into them while nymphing below an Under-cator.

Please don't squeeze the egg laden hens near the belly for a quick picture. That will cause the roe to discharge prematurely. Air temperatures below ten degrees can “flash freeze” the gills if you keep the fish out of water for more than a minute. Look for oval depressions that appear brighter, or scraped clean on the riffles below pools.

These are active spawning nests; or “redds” and you must avoid stepping on them.

[The section upstream from the Benton Bridge is open year around, down from the bridge is now closed to ALL angling. Special regs are in place here year around.](#)

Middle Owens River (Bishop area) 1/13/16

The “catching” continues to be fair on guided drift boat trips. Big fish have been shy, 18 inchers being the largest we are seeing. Streamer fishing using Crystal leeches, Loebergs, Punk Perch, & [Spruce-A-Bu's](#) with a moderately weighted sinking tip lines can be a good call for winter fishing.

Flows remain low, & the LADWP realtime gauge does not work accurately at times below 100cfs. Wading the WT section below PVR at this level is very easy. Water temps have dropped into the low forties. Under these conditions the fish will migrate into the deeper pools and runs. You will continue to see blue winged olives (BWO's), & midges present below the dam at PVR through the winter months during warmer periods. Have some #16/18 light bodied adults. The adult midges are very small- #20-24 and can be difficult to see. I suggest you use a dry/dry rig with the lead fly being a hi-vis para mayfly adult pattern 2-3 feet from the smaller point fly. Nymphing below an Under-cator with Assassins, flash back pheasant tails, and small gillies, crystal emergers/pupa patterns, zebra midges when the hatch is off. Dry/dropper bead head rigs can be effective in the riffles during the hatches. Hi-vis mayfly patterns are my choice for the dry.

[This fishery remains open year around. Special regs from the footbridge at Pleasant Valley campground to the fishing monument 4.7 miles downstream.](#)

Hot Creek 1/13/16

There is snow in the canyon. Water flows have come up thanks to run-off from Mammoth Creek, & conditions are good. On

warmer days the “catching” has improved for sure. You may experience heavy ice in the softer eddies, & pools during sub-zero air temps. Midges & attractor patterns are best during winter months. Very small pheasant tails, & bird's nest patterns are best for nymphs. Small parachute midge; or mayfly patterns used with a 10 foot leader are best for surface presentations when the fish are on the midges/or clusters. SJ worms, crystal eggs, & crystal leeches good calls in the deepest pools. There are a few sections that can be fished with a dry dropper nymph rig.

The Gorge 1/13/16

Fishing can be good during warmer cycles if you do some hiking and get away from the sections that get pounded. No snow here currently. The Gorge could be classified as the true “tailwater” from Crowley Lake. The fish here are all wild browns with a large one going 16 inches. Moderate/difficult hiking is required to access the more secluded sections. Rock hopping and bush whacking can be expected. Dry/dropper bead head nymph combos work well in the deeper pools. Use PT's, Assassin birds nest, broken back midges, tiger midges, & crystal olive larva patterns as the nymphs. Hi-vis para BWO's, Stimulators, parachute midge adults, & elk caddis, & hi-vis caddis are good choices for your dry fly. Pack in water, have cleated wading boots and a stout staff. 2-4wt. rods are perfect for this water. Snakes may be out early!



Funny Page




BOATING
you are doing it wrong



FREE CASTING LESSONS
EVERY SUNDAY starting at 9 AM

Join the San Diego Fly Fishers at Lake Murray to cast or improve your skills. Free instruction is available. Bring your own equipment or use the club equipment, available from one of the instructors. DIRECTIONS--Take Interstate 8 to Lake Murray Boulevard. Go north on Lake Murray Boulevard to Kiowa Drive. Make a left and continue to the parking lot next to the boat dock. We are to the immediate right of docks under the large cabana. See you there!

Raffle Sponsors Thank You





EILEEN STROUD CONSERVATION FUND



Donations

are gratefully accepted
Make checks payable to
Eileen Stroud Conservation
Fund

Mail to:
Stroud Conservation
Fund 1457 Morena Blvd
San Diego, CA 92110

All funds collected in Eileen's name will be donated to fresh water fish conservation or research programs in San Diego County.

Recipients of the **STROUD AWARD**

| | |
|-----------------------------|------|
| Jim Brown..... | 2004 |
| Allen Greenwood..... | 2005 |
| Hugh Marx..... | 2006 |
| Mike Rivkin..... | 2007 |
| Bill Van Wulven..... | 2008 |
| Larry Bottroff..... | 2009 |
| Gary Strawn..... | 2010 |
| Bob Fletcher..... | 2011 |
| Bill and Eileen Stroud..... | 2012 |
| Paul Woolery..... | 2014 |
| Louie Zimm..... | 2015 |

Cut-off date for **March
Finny Facts** is Friday-
February 19, 2016

Send articles to:
Alan Thompson at
finnyfacts@gmail.com

Send change of address information,
or Club membership renewal to:

[Sandiegoflyfishers.com](http://sandiegoflyfishers.com)

Also, Visit our club's website today for new
pictures, articles, and other useful information.
WEB Address at bottom of this page.

LIFE MEMBERS

Gordon Foster (in memoriam), Bill and Eileen Stroud (in mem), Bernie Hammes (in mem), Hugh Turner (in mem), Nancy Pitts, Bob Wisner (in mem), Ken Armer, Glen Paul (in mem), Betty Coram, Ned Sewell (in mem), John Kasten (in mem), Leo Bergevin (in mem), George Beach (in mem), Bob Camp (in mem), Marvin Darling, Gene Jerzewski (in mem), Oz Osborn (in mem), Robbie Robinson (in mem), John Gauld (in mem), Lloyd Jefferies (in mem), Doug Joseph, Gary Hilbers, Tom Smith, Bud Olsen

HONORARY MEMBERS

Jim Brown, Louisa Kassler (in memoriam), Hugh Marx (in memoriam), Bob Fletcher, Randy Ford, Allen Greenwood, Mike Rivkin, Bill Van Wulven, Larry Bottroff, Aubrey Wendling (in memoriam), Bob Berry

Recipients of the:
GORDON FOSTER MEMORIAL AWARD
For unselfish and outstanding service to
the fly fishing community

| | |
|----------------------------|--------------------|
| 1991-Ned Sewell | 2004-Joe Bain |
| 1992-Bob Camp | 2005-Jim Reeg |
| 1993-Bill & Eileen Stroud | 2006-John Kasten |
| 1994-Ed Velton | 2007-Lucky Ketcham |
| 1995-Bob Wisner | 2008-Louie Zimm |
| 1996-Gary Hilbers | 2009-Warren Lew |
| 1997-Jack Bentley | 2010- Paul Woolery |
| 1998-Gordie Zimm | 2011-Gary Strawn |
| 1999-Gretchen Yearous | 2012-Lee McElravy |
| 2000-Tom Smith | 2013-David Collins |
| 2001-Rose & Roger Yamasaki | 2014- Lee Anderson |
| 2002-Larry Sorensen | 2015- Jack Duncan |
| 2003-Jim Tenuto | |

**San Diego Fly Fishers
2016 Directors**

- Bruce Michael **President**
- Fred Gregory..... **Vice-President**
- Bruce Harris..... **Treasurer**
- John Adametz..... **Casting instructor**
- **SWC-IFFF Club Liaison**
- Sherry Ashbaugh.....
- Bruce Bechard **Programs**
- Jack Duncan..... **Rod Building**
- **Co-Annual Fund Raiser**
- Jon Hee.....
- Tim Huckabee
- Lee McClravy **Co-Annual Fund Raiser**
- Al Larry Sorensen.....
- Gary Strawn **Conservation**
- Alan Thompson..... **Newsletter**
- Steve Vissers **Media Coordination**
- Lew Walsh **Door Prizes**

Other Chairpersons

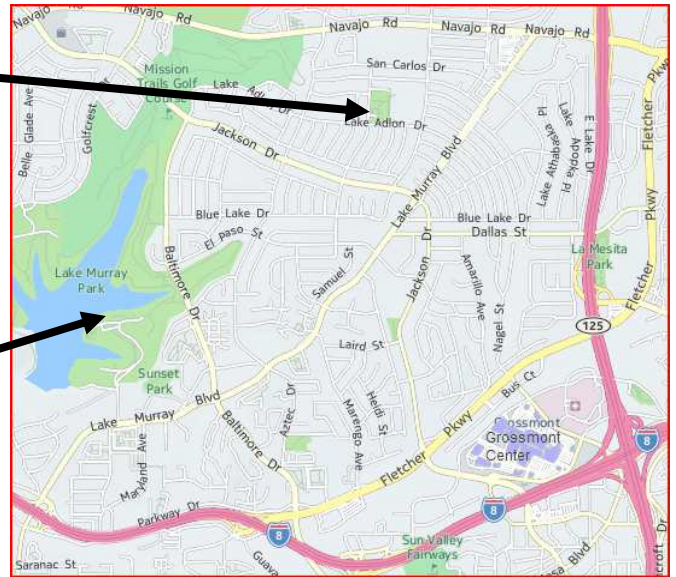
- Lee Anderson **Fly Casting Clinic**
- Lucky Ketcham **Fly Tying Clinic**
- David Collins **Web Master**
- Art Reifman **Project Healing Waters**
- Don Davis..... **Video & Library**

Fly Tying Congress
Thursdays 6:30-8:30

San Carlos Rec. Ctr.
6445 Lake Badin Ave.

Fly Casting Clinic
Every Sunday 9 to noon.

Lake Murray
Kiowa Dr.
San Diego, CA 92119



Monthly Meeting

First Monday
7:00 p.m. to 9:00 p.m.

Southwestern Yacht Club
2702 Qualtrough Street
San Diego, CA 92106

San Diego Fly Fishers

10601-G Tierrasanta Blvd. #327
San Diego, CA 92124

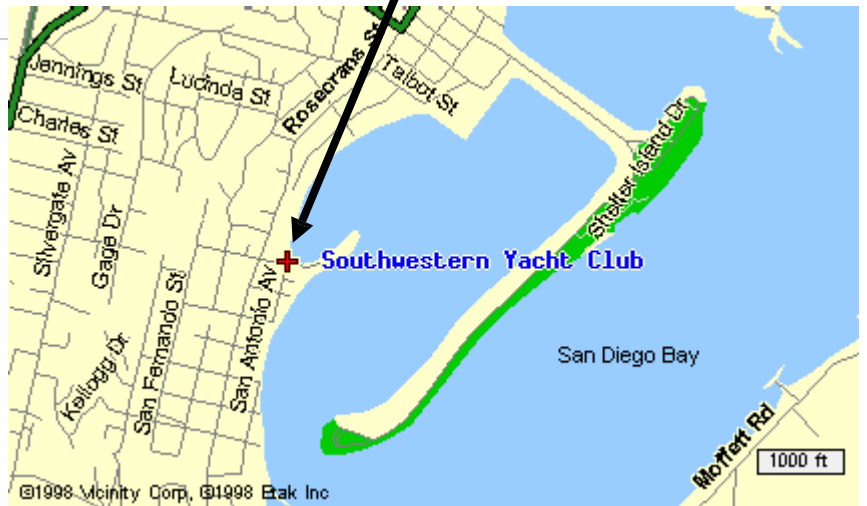


San Diego Fly Fishers

Cleaner Water. Brighter Streams. Better Fishing

**Affiliate Club of the
International
Federation of Fly Fishers**

Since 1962



Directions from Highway 8 (traveling West) or Interstate 5 (traveling South)

Take Rosecrans exit West to Owen Street
Turn Left on Owen Street, drive 1 block to San Antonio
Turn Left on San Antonio, drive 2 blocks
Turn right onto Qualtrough and follow to SWYC entryway at end of street.

Southwestern Yacht Club
2702 Qualtrough Street
San Diego, CA 92106
(619)222-0438