

FINNY FACTS

San Diego Fly Fishers

June 2019

Cleaner Water, Brighter Streams, Better Fishing

Volume 42 No. 6

**SAN DIEGO FLY FISHERS
Annual Fundraising Event
June 3rd @ 7PM.
Doors open at 5:30 pm
Southwestern Yacht Club**

Don't Miss this gala event!!

This years event will include:

**70 General Raffle Prizes
Over 50 Silent Auction Items
And
10 Special Raffle Items
Plus
A Hardy-Mitre Bamboo Rod
as the
Participation Prize**

**Please come to support your Club and
the important Conservation, Education
and Outreach Programs**

**The event is open to anyone! Bring a
guest or new fly fisher!**

Currents

[Presidents Message](#)

[Events](#)

[Speakers](#)

[Happenings](#)

[Call to Action](#)

[Fly of the Month](#)

[Rod Building](#)

[May Casting Clinic/BBQ](#)

[Casting Corner](#)

[Conservation & Education](#)

[Southwest Council](#)

[Project Healing Waters](#)

[Fundraising](#)

[Membership](#)

[Feature Articles](#)

[River of the Month](#)

[Resources](#)

[Contact Us](#)

Don't Forget

Time to renew your membership with San Diego Fly Fishers for 2019.

President's Message

June is a very important month for all members of San Diego Fly Fishers. It is the month we hold our Annual Fundraiser. The fundraiser essentially enables us to do all of the great conservation and education work we do, often in partnership with other conservation-minded organizations, using the funds we raise.

I think our club motto, which you can find right below our logo - "Cleaner Water, Brighter Streams, Better Fishing" - is perfect for us as fishermen and women, since we want to enjoy the results of conservation projects, and need to support these efforts so the same great experiences will be available to us, our kids, and our grandkids far into the future.

Bring your checkbooks, credit cards and cash to our June club meeting on Monday, June 3rd at our usual Southwestern Yacht Club location, so you can partake of all the great gear, equipment as well as guided trips. Come early, starting at 5:30pm, to peruse the items and think about what you will bid on when the tables open. We've got high quality rods, reels, flies and lots of other great stuff for you.

Many thanks to our Annual Fundraiser Committee for all their time and efforts to pull this big event off, for the benefit of our club and our members. Thanks go to Chair Warren Lew, Tim Huckaby, Jim Castelluzzo, Jeff Clark, and Bruce Harris. And there are always a few more folks who help out on the night of the event.

I would be remiss if I did not take this opportunity to say "Thank You!" again to Bruce Bechard for his efforts over the past several years as our Programs Chairman. Bruce will be stepping down, to enjoy more time on the water, and continue volunteering with some of our conservation projects. As I said last month, he has done a stellar job. If you have suggestions for future speakers for our new Programs Chairman, Jim Castelluzzo, please send him your ideas at programs@sandiegoflyfishers.com.

If you would like to share the fun of your recent fishing trip, please feel free to write up a short article and send it to Mike Gilroy, our Media Coordinator, at media@sandiegoflyfishers.com and he will publish it in a future issue of the Finny Facts or on our web site or Facebook page. We are always looking for great photos of the beautiful fish you were lucky enough and skilled enough to catch.

Wishing you good fishing,
Sherry Ashbaugh
2019 President
San Diego Fly Fishers

president@sandiegoflyfishers.com



June Events

June Events

Membership meeting
Gala Fundraiser

June 3rd @ 7:00 PM

Club Outing - TBD Stay tuned! Will post to Facebook and Indicator

Project Healing Waters

June 11th and 25th @9 AM

Fly Tying at the Aspire Center

Fly Casting At Santee Lakes
Contact: [Lee McElravy](#),

June 18th @9 AM

Casting Clinics

Basic/Beginners Class

◆ Every Sunday At Lake Murray @ 9 AM

Intermediate Class

◆ First and Third Sundays at Ski Beach on Mission Bay

Contact [John Wylie](#)

Fly Tying Congress

◆ Every Thursday at San Carlos Rec Center @ 6:30 to 830PM

Contact: [Paul Woolery](#)

Don't forget the June 3rd Gala Fundraiser!

Speaker Programs

No speaker program for June due to SFFF Fundraiser

JULY 2019

Hubbs Research Center
Halibut Program

Please join us for an interesting presentation regarding the research on halibut. We all love to catch these great local fish. This is a chance to learn the good work being done with the support of our Conservation Funds

Come early and socialize! Join us for some no host drinks and food in the bar. Don't be shy, introduce yourself. You will be welcome. Questions, Look for our greeters. We will assist you.

Social hour begins at 6:30PM
Meeting Begins at 7:30 PM

Upcoming Programs

August: Dark– No Club meeting

September: Jake Wells - Yellowdog outfitters Montana - Yellowstone program

October - TBD

November - Doug Hendricks - Sierra Drifters will discuss new fishing regulations.

December- Yard Sale - Fly Tying demos.

Join us this interesting and informative presentation.
For information contact [Jim Castelluzzo](#)

Happenings

San Diego Fly Fishers are heading to Montana in July!

The club is headed out to the Stillwater River Lodge July 27-31 for 3 days of guided fly fishing in drift boats, complimented by gourmet meals. The Stillwater River is a tributary of the Yellowstone River, running 70 miles through Southern Montana. It is a blue ribbon fishery, but yet receives very little pressure because of its location (half way between Billings and Bozeman).

Led by the wildly handsome and tall Tim Huckaby, 12 lucky anglers from the club will experience excellent dry fly fishing and dry/dropper fishing for wild Rainbows, Browns, and native Yellowstone Cutthroats; truly a bucket lister trip.

<http://stillwaterriveroutpost.com/>

This trip went fast. Please let us know if you were interested but unable to attend or it was sold out. We will use your feedback to hopefully put together future out of state trips.

Volunteers Needed

San Diego Fly Fishers is a service organization. So please ask yourself...

“What service can I provide to my Club”?

Service Opportunities

We need someone to step up and serve as Vice President. Contact [Sherry](#) for information.

Fishing Outings

Volunteers are needed to help organize a Lower Otay outing in Aug or Sept. Please step up and give us a hand. Contact [Mike Gilroy](#) or [Jim Castelluzzo](#)

We are also looking for a Club Outing to the East Walker river in Late Sept or Early Oct. Please let us know if you are interested in going. We would stay in Bridgeport and fish the Walker or the lake. Contact [Mike Gilroy](#) or [Jim Castelluzzo](#)
This one is going to be EPIC!!!!

This is a chance to help run a fishing outing for Club members. We are seeking volunteers to organize a day of fishing on our local waters. It's fun and easy. Pick your favorite water and contact [Jim Castelluzzo](#) or [Mike Gilroy](#) and we will help you get started.

- ◆ Pick a local lake
- ◆ Pick a location for the bay
- ◆ Pick a location for the surf

The whole idea is to involve more members in creating fishing events and get us on the water monthly.

Fundraising

- ◆ We need 2 or 3 more volunteers to help serve on the committee
- ◆ Contact: [Warren Lew](#)

Greeters are needed at our Monthly meetings!

We are planning to have 2 or 3 greeters at each event to help new people into our Club. It's a great way to serve the Club and meet new Flyfishers.
Please contact [Jim Castelluzzo](#) or [Sherry Ashbaugh](#)

Project Healing Waters

- ◆ Help with this important program that serves Veterans in need.
- ◆ Contact: [Lee McElravy](#) to learn how you can contribute

Fly of the Month June

With summer on the way it might be time to check your salt water fly boxes for Sand Crabs. This easy patter is an excellent fly for those of you who enjoy surf fishing.



SAND CRAB

Hook: Mustad 3407 or TMC 8115 in Sizes 2-4-6.
Thread: Gray or Tan.
Case: Gray or Tan plastic grocery bag. Lowes and Home Depot has them. (Free)
Egg Sack: Small Chenille - hot pink or orange.
Body: Medium chenille - Gray or Tan.
Hackle: Grizzle saddle or Tan saddle hackle.

Start by creating a thread base to the bend of the hook.

If weighted, wrap 5 to 10 turns of lead free wire now. (Optional)

Cut a piece of plastic bag 1/2 to 1 inch wide and slightly longer than the hook. Fold lengthwise and trim one end to about a 45 degree point on one end.

Tie in the plastic strip by the pointed end at the bend of the hook. Excess material to the rear of the hook.

Tie on the pink or orange small chenille at the bend of the hook forming a round egg sack

Tie in the hackle by the tip forward of the egg sack.

Tie in the gray or tan chenille in front of the hackle and return the thread to the eye of the hook.

Wrap the chenille back and forth until the body is full and fat and tie off.

Palmer the hackle over the body. Tie off close to the eye but leave room to tie off the plastic material and form a head.

Bring the plastic forward over the egg sack and body forming a case. Pull tight to remove any wrinkles, and tie off.

Form a tapered head of thread and whip finish.

For more information contact [Paul Woolerly](#)

H

Rod Building

We will plan another class in the Spring of 2020. Stay tuned.

In the interim, if you are beginning your own project and would like some advice or recommendations please free to contact [Jack Duncan](#)

Rod Building help is an important benefit of being a San Diego Fly Fisher. In the coming editions of Finny Facts and on the Website look for "Tips from Jack" to help those who want to build their own rod.

JACK'S TIP OF THE MONTH

For those of you who may be interested in building a premium, high end Winston rod for about half retail value, please take a look at Madison River Fly Casting; mrfc.com Check "Rod Building" or "On Sale."

There's evidently an oversupply of Winston BIIIX nine foot, four piece, rod blanks. These rods sold for several years at \$800+ and the blanks sold for \$425. The blanks at MRFC are marked down 25% at \$320.

At that price you can build a finished rod with high quality reel seat, handle and guides for less than \$400 up to \$420. So an \$800+ rod for half price.

I have the 9 ft. 6 wt. BIIIX Winston that I built. It is an amazing fly rod, easy to cast, and very versatile, with the Winston feel. You can be beautifully casting 2-3 nymph, heavily weighted rig, when a rise starts, you quickly switch to a small fly and your dry flies are hitting the water like butterflies with sore feet. Fish on!

If you're interested in this bargain high end opportunity, buy one and I'll help you pick out the components, and help you wrap it.



May Casting Clinic

On Monday May 13th the club gathered at Tidelands Park in Coronado for a casting clinic. Leading the clinic was Dayle Mazzarella, an FFI Master Casting Instructor. Assisting Dayle were 5 other Certified Casting Instructors, Gretchen Yearous, Dan Field, Dylan Mazzarella, Dennis Panish and John Wylie.

We had 45 people sign up for the event and I counted 42 people with rods in hand during the clinic... a great turnout!

The clinic was set up a bit different this year from years past. Our goal was to try to recreate real world fishing situations and get practice with strategies to accomplish our goal... get our fly close to our targets! We had 6 stations set up:

- Casting to targets along a bank from a moving drift boat
- Accuracy to different length targets with wind coming onto our right side
- Accuracy to different length targets with wind coming onto our left side
- Distance... how to reach that far fish
- Curve cast- how to avoid an obstruction (probably the most difficult!!)
- Accuracy in a vertical plane... good for practicing getting under that overhanging limb or bush!

Participants divided into groups of 6 to 8 and spent 15 minutes at each station before rotating to the next one. The pace gave everyone a chance to practice the skill at each station before moving on to another skill. Everyone seemed to like the chance to practice different real fishing situations and the pace kept participants full attention.

The clinic was followed by a great BBQ set up under the leadership of Lee McElravy and Paul Woolery



May Casting Clinic

This was a great time!! Approximately 45 people took advantage of this fun event and opportunity to improve casting skills. Many thanks to all the Instructors and volunteers who made this possible!



Casting Corner

San Diego Fly Fishers is happy to offer two free clinics each month to help you learn to fly cast or improve your skills. Several of our instructors are certified by the FFI and can help anyone develop the skills that will help you get the most out of your casts.

Basic fly Casting Lessons

This Clinic is best suited for beginners and novice fly casters. The clinic will help you develop the basic techniques necessary for successful casts with a fly rod. No experience is required to participate.

Where: Lake Murray (Kiowa Drive entrance)

When: Each Sunday (weather permitting) at 9 AM

What to Bring: You may bring your own equipment or use rods provided by the Club. No fishing license is required.

Intermediate Fly Casting Instruction

This clinic is run by FFI Certified Casting Instructors Dennis Panish and John Wylie and is intended to aid fly casters in enhancing their skills and learn to cast efficiently in different conditions. One goal of the clinic is to help fly casters solve problems with their casting strokes. If you suffer from "wind knots", learning how to "double haul" or increasing your distance this class is for you. Tell our instructors what you want to work on and they will help.

We provide single hand casting as well as basic double hand spey cast instruction.

Where: Ski Beach on Mission Bay

When: First and Third Sundays (weather permitting) at 8 AM (class typically lasts 1 hour)

What to bring: Bring your rod and let's work on your casts!

Questions? Email [John Wylie](mailto:John.Wylie@san-diego-fly-fishers.com):

Tip of the Month:

A number of years ago Bill Gammels developed the 5 Essentials for effective fly casting after observing and talking to great casters and identifying what they all had in common.

The second of the five is: Straight-line path of the rod tip (SLP)

Tight loops require the rod tip to track a straight-line path throughout the casting stroke. A convex (circular) tip path will result in a wide, open loop, whereas a concave (dipping) tip path will result in a tailing loop, where the line crosses itself, resulting in a wind knot. Your rod tip should not only travel in a straight line on the horizontal plane, but also the vertical (when looking down from the bird's-eye view) in a 180-degree straight line directly away from, and back to, your target, to ensure accuracy and correct loading of the fly rod. This is what is known as the '180-degree rule' and is essential for tight, accurate loops. Remember, the line will always follow the path of the rod tip!

Next Month Tip #3

Conservation & Education

San Diego Fly Fishers is a service club with a long history of supporting a variety of conservation, habitat and educational programs. The Club's primary focus is to support projects that serve our local habitats, fisheries and schools. We also support other conservation organizations with projects in California. Our activities are supported by Club members through "boots on the ground" volunteer work and via the donations received at Club fundraising events. We work closely with a number of local, regional and national organizations to support research, improve habitats and foster a conservation ethic for future generations. We are very proud of our work and the ongoing support from our membership. If you wish to join us in this service work please contact the Committee Chair, [Gary Strawn](#)



Nine Mile Creek at Casa Vieja meadow.
Golden Trout restoration project area.

Southwest Council FFI

San Diego Fly Fishers is affiliated with the Southwest Council of Fly Fishers International (FFI). Look for more happenings in the SW region in future editions of Finny Facts.

Southwest Council Fly Fishers International

Who or What is the Southwest Council ?

The Southwest Council of Fly Fishers International represents all of Southern California and Nevada. Fly Fishers International is a 54 year old international non-profit organization dedicated to the betterment of the sport of fly fishing through Conservation, Restoration and Education. Fly Fishers International and its Councils are the only organized advocate for fly fishers on an national and regional level.

For more information Contact [John Wylie](#) our Representative for FFI

<https://flyfishersinternational.org/>



Project Healing Waters

Project Healing Waters (PHW) Fly Fishing is dedicated to the physical and emotional rehabilitation of disabled active military service personnel and disabled veterans through fly fishing and associated activities including education and outings. San Diego Fly Fishers (SDFF) is proud to be a local affiliate of PHW. Our San Diego based program, serves veterans locally by providing opportunities to learn fly casting, fly tying and fly fishing. We are a service organization and are pleased to offer opportunities to our veterans to help them find out more about the arts associated with fly fishing. If you are looking for a good way to contribute to our veterans and your Club, please let us know.

Fly Tying

Where: The Aspire Center (in Old Town, San Diego)

When: first and third Tuesdays at 9 AM

Fly Casting

Where: Santee lakes, Santee CA

When: third Saturday at 9 AM



Several leaders from Project Healing Waters – San Diego recently attended a “Teach the Teachers” Casting Clinic at the Pasadena Casting Club. The two-day program was organized and taught by Federation of Fly Fishers International (“FFI”) and was designed to establish a comprehensive, structured framework for preparing fly casting instructors to become better casting teachers. Following the clinic, the San Diego PHW Leaders brought the program back to San Diego and shared it with the San Diego Program casting volunteers.



Fundraising

SAVE THE DATE:

JUNE 3RD FOR SAN DIEGO FLY FISHERS ANNUAL FUNDRAISER!

Annual Fund Raising Event

When: June 3rd @ 7PM first drawing.

Where: Southwest Yacht Club

Who: Anyone who wants to win good stuff and donate to the Club.

Contact: fundraiser@sandiegoflyfishers.com

From the Annual Raffle Chair,

Be sure to reserve June 3rd in your planner, as you will want to be present to bid at the silent auction on some great trips and fly-fishing gear. Capt. Louie Zimm has offered a 1/2 day guided saltwater trip, and you will definitely want to bid on a trip with Louie. Club member Dennis Doremus has donated two boxes of expertly tied flies and believe me... those flies are going to catch you some fish!

This year, we will have another Jon Holland bamboo fly rod for the special auction, and a hand wrapped Jack Duncan fly rod for you to win.

The Annual Raffle Committee will be purchasing prizes for the general raffle, but to really have some good stuff for you to win, we need your donations!

- We need "like new" fly rods, reels, quality books, fly tying materials, and any other fishing gear and donate them to the Club's Annual Raffle.

- You can give your donation to any Club officer or raffle committee member. Also, consider donating a gift certificate from Stroud Tackle and The Fly Stop.

geardonations@sandiegoflyfishers.com or fundraiser@sandiegoflyfishers.com

These donations make a big difference and help increase the funds we have available for our charitable work.

Look for pre-sale Raffle tickets to be mailed to your home in late March. Please return them back to the Club with your check. Remember to save you stubs! Please contribute generously, as the proceeds will be used for conservation and education about our wonderful sport.

Warren Lew

Your support is appreciated.

Warren Lew

Chair, Fundraising

Membership

PLEASE REMEMBER TO RENEW YOUR 2019 MEMBERSHIP TODAY

Currently we are more that 220 members strong! Approximately 45 members still need to renew for this year. Please renew and enjoy the full benefits of being a San Diego Fly Fisher

[Renew online](#)

Contact: [Alan Thompson](#)

Or Renew at the next Monthly SDFF Meeting

SDFF has four membership levels

Individual.....\$40

Family.....\$50

Individual Military.....FREE (Active Duty Only)

Family Military.....FREE (Active Duty Only)

Please welcome our newest members!

FAMILY

[None](#)

INDIVIDUAL:

[Earnest Blakeslee](#)

[Jack Seehof](#)

[Jim Ochi](#)




Feature Article

JUNE 32019

Fly Reels Part 4: Click Drags By Craig Smith

All modern fly reels provide some type of outgoing resistance or braking when line is pulled off the reel. In the documentation for many old reels this braking system is referred to as the "brake" but today we usually refer to these braking mechanisms today as the reel's "drag" system. Any mechanism on a reel that provides resistance is a drag system. One of the most common types of drag systems is often referred to as "click", "clicker", or "click and pawl" drag system.



Click drag systems typically have three main components: a disk or gear with triangular teeth or indentations, a pawl (the clicker) that engages the teeth or indentations, and a spring to provide tension. Pawls may be triangular shaped metal or synthetic plates, metal levers, metal pins, or flexible strips made of metal or high-quality plastic.



Some reel drags provide only enough resistance to keep the spool from overrunning when you pull line from the reel while others may provide more pressure. The drag tension may fixed and cannot be changed by the angler. If additional braking tensions is required it can be increased by applying pressure to the spool rim using the palm of your hand or to the side of the spool using your fingers. Reels with fixed tension non-adjustable drags are often just fine for many coldwater and warmwater freshwater fishing situations.

Many anglers prefer drag systems that include a provision for adjusting the tension of the braking system. Adjustable click drag systems include some mechanism that increases or decreases pressure on the springs. Some have a knob or lever on the side or edge of the frame that adjusts tension on the spring, which increases or decreases drag resistance. Some can only be adjusted by removing the spool and changing the position of a nut with an off-center hole. The current Orvis Battenkill and classic Abel TR series are examples of this design.



Feature Article June 2019

Some older reels have an adjustment that can be used to select two positions. They can be put into free spool by sliding a knob on the frame of the reel to disengage the drag. Most of these reels have only allow the drag to be fully off or fully on.



Advertising for disc drag models often refers to improved smoothness of disc drag systems compared to "inferior" click drag systems. However well-designed click drag systems can be very smooth. There are currently reels with excellent click drag mechanisms on the market that retail for several hundred dollars, but very good click drag models that are smooth enough to protect 7X tippet can be purchased for around \$100. Click drag reels are also often lighter in weight than disc drag reels of comparable size.

Smoother click drags have larger discs with a larger number of smaller teeth. High quality smooth click drag reels have been around for over 100 years. The Hardy Perfect is one early design, that with continuous updates, has been in production since 1891!



Some click reels omit the disk with teeth and have a pawl (thin metal or synthetic) attached to the reel frame that engages small indentations in the inside of the spool arbor. The Sage "Click" model is one example. This click drag design can be very smooth.


Click and pawl drag reels often have a distinctive sound. Some anglers prefer the sound of one reel design over other. Hardy reels especially were noted for particular sounds with some aficionados able to identify a model just by the sound. The sound of the Hardy click and pawl system could be music to one angler and like fingernails on a chalkboard to another. One of my lasting memories of Stroud Tackle are of the spirited and sometimes lovingly sharp discussion that would ensue when Bill Stroud would show one of his prized Hardy reels to a customer or friend. Bill loved the sound of those reels. Eileen hated the sound and would let everyone know exactly how she felt about it, often punctuating her opinion with a comment something along the lines that that the reels should be put in the trash. Of course, the reels never went in the trash. Those of us who knew the Strouds would usually get a good



Feature Article June 2019

chuckle from the verbal exchange. Many click drag reels have a fairly subdued sound.

To this day, anglers argue over whether the sounds made by clicker reels spook fish. I don't know what the absolute answer to that question is; but, I do know that millions of trout have been caught by anglers using loud Hardy reels on the spring creeks of Great Britain, North America, and other places where trout have been introduced around the world.



Click and pawl drag systems may have a fixed retrieve direction or they may be changed between left- and right-hand wind setup. Many vintage reels cannot have their direction of retrieve changed. In many cases these reels have a circular line guard that cannot be repositioned. Those great Hardy Perfect reels are one example. Non-adjustable click drag reels that employ a single pawl usually do not require any change in reel configuration to change the direction of retrieve. Just wind the line on the other way. For reels that employ two pawls, with both adjustable and non-adjustable drag systems, the direction of retrieve is often changed by flipping each of the two pawls 90 degrees so that one engages the clicker teeth and the other is disengaged. On some models a line guard may need to be repositioned from one side of the reel to the other.

Click drag reels are mostly used today for freshwater fishing, but they were commonly used for saltwater fishing up until disc drag models started to become more common during the 1970s. The scream of a Hardy click drag systems was commonly heard on bonefish flats, the striper beaches of the northeast, the salmon estuaries of the Northwest, and even the bays of Southern California for decades. San Diegan's may find the book "Saltwater Fly Fishing Handbook" by San Diegan Sam Nix interesting. Published in 1973, this book has some earliest writing on saltwater fly fishing in Southern California. Sam used Hardy reels in the bays and on the ocean.

There is a great deal of marketing hype, as well as discussion on internet bulletin boards, that label click drag reels as being undesirable. However click drag reels still have their place today and are worth consideration if you are in the market for a lightweight reel for trout, panfish, and bass.

Fishing!!!!

Several Club member's have been out there getting it done.

Mike Medves had a great weekend on McGee. Lot's of ham and Eggs!



Kim Jones and Jennifer Holbrook With some hard earned results from Barrett lake



Fishing!!!!

...from Jim Castelluzzo

A three day fly fishing adventure in the Bishop area May 15-18.

Bob Buss and I arrived Wednesday night and drove to the Wire pond above bishop creek. The weather was not friendly to fly fisherman. Very cold, with wind and snow. Thursday we fished the Owens at pleasant valley. Flows were 275cfs and not fishable. Managed a few fish along the edges on dry flies, ant pattern. Also fished the irrigation channels between 395 and the Owens. The key was to find areas with less wind with some cover. These back channels held some small trout. Our intent was to get to Hot Creek but Thursday was blown out on the higher elevations. Mammoth just had three inches of snow.

Sam Vasily of Sierratroudoorsman managed to move clients around and was able to guide us on Friday He offered to take us to Crowley in the morning on his boat and fish the upper Owens in the afternoon. I wanted to fish both waters. We met Sam at the boat ramp and fished the morning at Crowley where the midge hatch was in full swing. It was a little windy early and Sam tucked us into a protected cove in 10-12 feet of water. We were fishing nymph rigs under indicators. Gray, light and dark , and red midges were used replicating the midges the trout were feeding on. See the pic of the trouts stomach content.

The bite was slow and started picking up as the wind died and air warmed. The key was setting the hook when the float was bumped or went under. Bob landed a mixed 23" rainbow. I landed some nice Browns from 18", along with a rainbows and a perch. We had a couple of doubles. The birds were actively feeding on the midges as well.

We left the lake, had lunch in the store in the town across 395 . Great hot sandwiches. After lunch, we drove to the church at the top of the grade to drive to the upper Owens. Sam had scouted the river the day before and located the migratory cutthroat said that had come up river from Crowley. We were using weighted nymph rigs with egg patterns and pink San Juan worms,

I hooked several good sized beautiful copper colored cutthroats trout. Several broke me off. We were high stick nymphing using check nymph style presentation in these shallow runs. We did not cast to fish on spawning beds . Bob hooked and had a jumping cutty break him off.

See the attached pictures of our epic day with Sam Vasily. He saved an otherwise challenging weather cycle in the area. We found and landed some great fish. The other good news is I didn't run into any wayward fly ships sitting in the middle of 395 :)

On our way back Saturday, we stopped at the Bayley bass ponds . Bass guys were fishing small shad and lures on the edges of the weeds. We went to the last two ponds, the largest ones, and fished unweighted small black leeches and beetle patterns. I picked up a small bass, Bob landed several bass and bluegill on his beetle pattern on the surface.

Great short trip and I'm thankful I made it back in one piece. I hate driving 395 .

Jim Castelluzzo

Fishing!!!!



Jim Castelluzzo and some pictures of his recent trip to the Owens River Area.



River of the Month

The Lower Kern River extends from below the Lake Isabella dam to the base of the canyon. The canyon is steep and narrow with controlled flows coming from Lake Isabella. River Rafting is a primary recreational use of this river during July through Sept. The commercial rafts put-in below the dam at Slippery Rock and take-out at Democrat Hot Springs. There are a number of other sites to put-in or take-out between the two. During these months the water flows are too swift for safe angling. May and June can be treacherous as well from the snow-melt runoff. Overnight camping is allowed at Hobo and Sandy Flat. October through April are the preferred times to fish the lower Kern within the canyon. Using an inflatable pontoon boat provides a good opportunity to fish many of these areas. An annual Kern River Use permit is required.

The upper section of the Lower Kern has both Brown and Rainbow Trout. CDFW stocks rainbows below Sandy Flat to Democrat Beach. Within this section, you will also find Smallmouth Bass. Below Democrat Beach to Ming Lake, there will be both Smallmouth and Largemouth Bass. The outlet at Borel Powerhouse has a large number of very fat rainbows that gorge upon the shad that are emitted through the penstock. Using a shad pattern floating on the surface as a stunned fish will take strikes. There are three sections designated by CDFW for fish planting: Section #1 is from Democrat Beach to Lower Rich bar, Section #2 is from Sandy Flat to Democrat Beach and Section #3 is from Sandy Flat to the Isabella Dam. Most of the Lower Kern consists of stocked Rainbows with wild populations of Bass and Browns. All of the Lower Kern gets pressure from bait fishermen. The river gets quite warm in the late summer so that trout fishing does not really begin until October when water temps cool. Fishing continues to be good on the Lower Kern until April, prior to the run-off flows.



Guides and Resources

San Diego Fly Fishers does not endorse or recommend any particular Guide or Business. This Information is intended to provide the reader with known providers of services related to fly fishing in our local area and in California. This is not intended to be a complete list of available services.

Guides

Eastern Sierra's

[Sierra Drifters](#)

[Sierra Troutdoorsman](#)

[Pat Jaeger Fly Fishing](#)

[Kern River Fly Shop](#)

Northern California

[Acosta Fly Fishing](#) (Steelhead)

[Fine and Far Fly Fishing](#) (Steelhead/Spey Trips)

[Baiocchi's Troutfitters](#)

San Diego Bay/Surf/Lakes

[Conway Bowman](#)

[Alex Cady @ Fly Stop](#)

Fly Fishing Equipment

[STROUD TACKLE](#)

[THE FLY STOP](#)

[Flies by Favorite](#)

River Flows and Reports


[Dreamflows](#)

[USGS Flows](#)

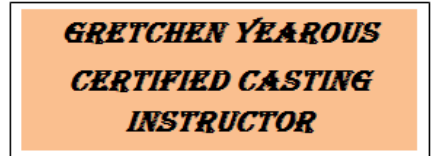
[California Data Exchange](#)

[Lower Owens River](#)

Thanks for supporting San Diego Fly Fishers



Bob Berry Fish Carvings



We need your help getting rid of Carp at Lake Cuyamaca!



CARP ANGLERS WANTED, CONVENTIONAL ROD AND REEL, SPEAR, OR BOW

- **KILL A CARP and FISH FOR FREE!**

Tailing Loops

San Diego Fly Fishers Board of Directors 2019

- Sherry Ashbaugh.....[President](#)
- Pending.....1st Vice-President
- Bruce Harris[Treasurer](#)
- Mark Hedderson.....[Secretary](#)
- James Castelluzzo[Speaker Programs](#)
- James Castelluzzo.....[Outings/At Large](#)
- Jack Duncan.....[Rod Building](#)
- Mike Gilroy.....[Media Coordinator](#)
- Warren Lew[Fundraising/At large](#)
- Lee McElravy[Project Healing Waters](#)
- Gary Strawn[Conservation](#)
- Alan Thompson.....[Membership](#)
- Paul Woolery.....[Fly tying/At-Large](#)
- John Wylie.....[Casting Instruction/
SWC-FFI](#)

Other Chairpersons

- Alan Thompson[Sunday Fly Casting](#)
- David Collins[Web Master](#)
- Don Davis.....Video & Library

The Board meets at 6:30 PM on the last Monday of each month at the San Diego River Park Foundation Office on Pacific Hwy.

For Directions to all Club Meetings, Clinics and Fly tying classes visit our website at: [Activities Maps](#)

The Indicator
 Emailed twice a month with updates and breaking news!
 Make sure you are on the list to stay informed.

Follow SDFF adventures and news our FACEBOOK page. Post your own adventures and pictures.
[San Diego Fly Fishers](#)

Cut-off date for the Finny Facts is the 15th of each month
 Send submissions to: media@sandiegoflyfishers.com

