

# FINNY FACTS

Archive Version

## San Diego Fly Fishers

May 2017

Cleaner Water, Brighter Streams, Better Fishing **Volume 40 No. 5**

**May's Double Header: Regular Meeting on Monday, May 1st ( see below) AND Casting Instructional Meeting and BBQ on Monday May 22nd (more on Page 3) Annual Fundraiser Is Just Around the Corner ( more starting on Page 4)**



May 2. Naval Medical Center. 5:00pm  
May 3. Wednesday Evening Group.  
San Carlos Recreation Center. 6:30pm  
May 9. Naval Medical Center. 5:00pm  
May 13. ASPIRE. Santee Lakes. 9:30am  
May 16. Naval Medical Center. 5:00pm  
May 20.NMC outing  
Santee Lakes. 9:00am  
June 3.Carp Throwdown  
Three team to represent PHW San Diego  
June 6.Naval Medical Center. 5:00pm  
June. 7.Wednesday Evening Group.  
San Carlos Recreation Center. 6:30pm  
June 10.ASPIRE. Santee Lakes. 9:30am  
June 13.Naval Medical Center. 5:00pm  
June 20 N.aval Medical Center. 5:00pm  
June 21.Santee Lakes Outing. 9:30am  
June 24.NMC outing Santee Lakes 9:00am

### "P.H.W. Needs Your Help"

Your club's Project Healing Waters program is expanding and your help is needed! We are looking for members who have a general knowledge of fly tying, knots, and casting.

Monday, May 1 at 6:30 pm. prior to the regular meeting of SDFP at the Southwestern Yacht Club, **Art Reifman** will hold a meeting on the deck in front of the dining room and bar. Those members interested in volunteering to help this program will receive a beverage of their choice. Please plan to join Art and volunteer for this rewarding program.

### This Month's Speaker Lucky Ketcham

**Topic: Poppers and Bass Fishing**

**Lucky Ketcham** is a long time member of both **San Diego Fly Fishers** and **Golden State Flycasters** and is currently the lead at the Thursday Fly Tying Congress at San Carlos Recreation Center. **Lucky** has the experience and knowledge to guide us to improving our efforts to fly fish the local warm water fisheries. Local fishing can be very productive (see **Gretchen Yearous** article on **Barrett Lake** on page 11 where she and **Louis Zimm** caught 28 each ) and there is a variety of game fishes available: Bluegill, Crappie, Catfish, Carp, etc.

San Diego County has been the bass capital of the western United States with many experts saying that the record breaking Florida Strain Largemouth Bass will come out of a local lake. We have a better chance of catching bass locally than catching trout as there is an abundance of warm water lakes.

Monday's meeting promises to be a great evening and thank you **Lucky Ketcham**.

Don't forget to arrive early and enjoy dinner and adult beverages at the Southwestern Yacht Club.



### Inside

**President's..... Page 2**  
**Casting at Tidelands..... Page 3**  
**Fundraiser.....Pages 4 and 5**  
**Project Healing Waters.Page 6,7**  
**Boy Scout Fair Pictures...Page 8**  
**Volunteer Opportunities.. Page 9**  
**Craig Smith's Column...Page 10**  
**Barrett Recovers..... Page 11**  
**Trout in the Classroom.**  
**Thank You ...Pages 12 and 13**  
**Future Events..... Page 14**  
**Extra..... Page 15**  
**Membership Renewal ...Page 16**  
**Instructional Clinics... Page 17**  
**LOGO clothing..... Page 18**  
**Eastern Sierra Report.....Page 19**  
**Funny Page.....Page 20**  
**Sponsors..... Page 21**  
**Awards.....Page 22**  
**Board Information..... Page 23**

### Next Meeting

Monday, May 1, 2017  
Southwestern Yacht Club

Fred is out of town on business and does not have the time of a detailed message.

Fred would thank **Lucky Ketcham, Bob Pharhoah, Richard DeBusk**, and others for the Scout Fair. He would thanks **Paul Woolery, Lee Mcelravy**, and others for Day at the Docks. and **Steve Vissers, Tim Huckaby, Bruce Harris** for the 1 day event at the Fly Stop.

Fred would address the huge commitment that SDFE has made for **Project Healin Waters**, led by **Art Reifman, Larz Sorensen, Paul Woolery**, and others.

**Trout in the Classroom** has been and continues to be an important area of our club's commitment to area students (*see note below*). Thank you **Gary Strawn, Don Davis** for the current crop of fish fry.

Thank you to **Craig Smith** for hosting the Surf Clinic on Saturday, April 29th.

The **Annual Fundraiser** is rapidly approaching and **Tim Huckaby and Mike Gilroy** are doing a great job.

**Buy more raffle tickets !**

Fred would say he is a very lucky person to be surrounded by so many volunteers. However, he would ask for more help to staff all the great programs we offer to the community.

This is some of what Fred would write (if he could)

**Read  
The  
Indicator  
  
E-mailed  
By  
Sherry  
Ashbaugh**



**Don't Forget**  
Time to renew your membership with San Diego Fly Fishers for 2017. Use the form on Page 15 to mail your check OR Renew on-line

4/11/17

Dear San Diego Fly Fishers,  
Thank you for all your club did and continues to do in support of trout in the classroom in our watershed! We wanted to pass along a few of the thank you notes we received from the students... much appreciated, as you can see! Best, Sarah



**Thank you for your support.**  
**Bratwursts are available for purchase at COSTCO Warehouse stores.**  
**For the second year in a row, Larry George provided the fresh hamburger meat and Bratwurst for our Casting Event held at Tidelands Park**

# Learn to Fly Fish

at the


## San Diego Fly Fishers Club

### Annual Fly Casting Clinic and BBQ

- Who:** open to all. Max 80, sign up NOW!
- What:** fly fishing and casting instruction by certified instructors
- Where:** Tidelands Coronado Park
- When:** Monday, May 22, 2017, 4-9 PM
- What to bring:** favorite fly rod/reel. We'll also have some you can try
- Registration/payment required:** at the SDFF Club monthly meeting or by contacting John Adametz at [swciff\\_rep@sandiegoflyfishers.com](mailto:swciff_rep@sandiegoflyfishers.com)
- Interested in joining our club?**  
[www.sandiegoflyfishers.com](http://www.sandiegoflyfishers.com)

**Cost: \$20/person for SDFF/GSF members and family (\$60/person for non-members which includes a SDFF Annual Membership) includes:**

- Fly casting instruction
- Casting games and challenge program. Prizes awarded!!!!
- Introduction to local subject matter experts in fly fishing, casting, tying, and rod building
- BBQ dinner plate (hamburgers/ grilled sausage and sides
- A great time!



San Diego Fly Fishers

Cleaner Water, Brighter Streams, Better Fishing

SAN DIEGO  FLY FISHERS

# ANNUAL FUNDRAISER

June 5th, 2017 at 6 PM  
Southwestern Yacht Club  
2702 Qualtrough St,  
San Diego, CA 92106

This event insures Sdff  
continued outreach and  
education to our community



# Fundraiser Items

## GET READY FOR AN AWESOME EVENING OF MERRIMENT AND FUNDRAISING - JUNE 5TH -SOUTHWESTERN YACHT CLUB

Your fundraising committee is working hard to make sure we all have fun while donating generously to this year's annual event. Some of the items already in for the raffles and auctions include:

- John Holland Bamboo Fly Rod
- Jack Duncan Winston Rod
- Allen Azimuth Fly Rod
- Orvis Fiberglass rods
- Orvis Gear bag
- Ross Reels
- Reddington Rods
- Reddington Reel
- Vintage Hardy "St George" reel and two spools
- Hundreds of dollars in gift certificates
- Authentic Paella Dinner for 8 with Sangria custom made in your home or delivered.....*and we're just getting started.*

Don't forget to send in your completed raffle ticket and funds ASAP! We are hope to see over 150 members at this years event. Please plan to attend and join in the fun and get in the spirit of giving to support our conservation and outreach programs. If you wish to donate for te event or have questions, please contact or email" [fundraiser@sandiegoflyfishers.org](mailto:fundraiser@sandiegoflyfishers.org).

See you on the 5th of June.

### More ITEMS !

- 1 TFO 5 wt fly rod. Brand new .....value \$150-@200
- 1 Original Bob Berry Painting framed.....value \$500-\$700 *SEE BELOW*
- 1 Original Bob Berry Trout wood carving..value \$900 - \$1500 *SEE BELOW*



# Educational Outreach



San Diego Fly Fishers have returned to the Naval Medical Center San Diego and is helping deserving veterans learn about fly fishing. *Upper Left, Upper Right and Lower Right*— **Larry Sorensen** leads the group in fly tying and then demonstrating the effects of the fly when in the water. *Lower Left*— The group listens attentively as our instructors discusses the schedule for the next two classes. **Thank you, Volunteers.**



**Project Healing Waters Fly Fishing  
San Diego Chapter**

**Community Program for Veterans....  
FREE FLY TYING AND FLY FISH-  
ING PROGRAM**



**When: 1<sup>st</sup> Wednesday of the month**

**Time: 6:30pm to 8:00pm**

**Where: San Carlos Recreation Center  
San Diego, CA 92119**

**6445 Lake Badin Av**

**FREE-- Fly tying (all materials supplied)...Prize drawings  
(flies, rods/reels, tools, etc.)  
Sponsored fly fishing outings**

**PROGRAM OPEN TO ALL DISABLED VETERANS**

**Sponsored by Project Healing Waters & San Diego Fly Fishers  
Please rsvp to [phwsandiego@gmail.com](mailto:phwsandiego@gmail.com)**

# BSA Scout Fair in Pictures



Step 1 of Fly Fishing Merit Badge : Tie Two Flies

*Left-* **Sheri Mehl** helping a scout tie his fly.

*Right-* **Bruce Bechard** is giving instruction in the production of a fly.



*Top Left-* **Tom Lucas** is delivering instruction to a small scout and a very interested adult onlooker.

Step 2 of the Fly Fishing Merit Badge: Tie 4 knots (Arbor, Nail, Surgeons, and Improved Clinch.)

*Right:* **Richard DeBusk (Knotty Leader)** is instructing a sharp dressed scout in his knots.



*Left-* **Ray Mehl** is demonstrating the proper way to tie a fly fishing knot to a young scout who is paying close attention.

*Right-* **Wayne Johnson and Lucky Ketcham** are taking a well deserved break.



Step 3 of the Fly Fishing Merit Badge: Casting a Fly Rod

*Left-* **Don Smith** is carefully inspecting the fly rod a scout is using (scout is out of picture to the right of Don)



# Volunteer Opportunities

## RECURRING EVENTS

### Every Sunday Morning at 9am

Lake Murray Casting Clinic

Join **Alan Thompson** and his crew. We can always use additional help as the number of students can vary greatly from week-to-week. We are teaching two basic casts: the roll cast and the overhead cast. Bring a comfortable hair, your winning personality, and we will supply the equipment.

### Every Thursday Evening at 6:30 pm.

San Carlos Recreation Center

Meet a group of dedicated fly tyers that are giving instruction as to tying most of the popular flies. For more information contact **Lucky Ketcham**.

### Advanced Fly Casting

Mission Bay Park– Ski Beach area

Join **John Adanetz** as he instructs fly casters in advanced casting techniques. This group meets the 1st and 3rd Sunday at 8am.

### Lend-a-Rod Program

Chollas Lake Park (See Below)

Join **Paul Woolery** every Sunday 11am–2pm as they help youngsters learn the basics of fishing and casting conventional rods. Another way to help kids. Contact Paul for more information.

**Don't Forget**  
Time to renew your membership with San Diego Fly Fishers for 2017.

## SPECIAL EVENTS

### **Casa Vieja Meadow in the Golden Trout Wilderness**

Join SDFF members as they make two trips annually, one trip in early summer to repair and set up the cattle excursion fence to protect the fragile mountain meadow. The second trip occurs in the fall to take down the barb wire fence to minimize winter storm damage. While in the meadows, look for the elusive Golden Trout that can be found in the small streams.

(See photo of fall group below)

**Tentative Date is June 23-25 but be sure to contact Gary Strawn for the latest information.**

### **Trout in the Classroom**

This event will become a recurring event as we continue to build increase participation by local schools. There is the possibility to raise and release trout three times during the academic year.

## Project Healing Waters- Fly Fishing

San Diego Fly Fishers has increased the number and types of settings to help disabled veterans. **WE NEED YOUR HELP.**

We have added a new group of veterans who attend the ASPIRE program and are scheduled to meet monthly the 2nd Saturday at Santee Lakes. If interested see **Art Reifman**.

We have returned to the **Naval Medical Center San Diego** after an extended absence. Each group receives 3 classes followed by an outing to test their skills. And meet on Tuesday evenings from 6-7:30 pm. If you are interested, see **Larry Sorensen**.

Finally, our evening program at San Carlos Recreation Center that meets monthly the 1st Wednesday from 6:30-8:00pm. If Interested see **Art Reifman**.

**Bottom Line: WE NEED YOUR HELP.**



## EDUCATION

### Which hand should you wind your reel with?

by Craig Smith

The short answer: reel with which ever hand you want to use! If you are comfortable cranking with the hand you use now no need to read further. However, if you are interested in some thoughts on winding, continue on.

Today, a common opinion is that you should cast with one hand and crank with the other. The majority of anglers are right handed and most reels come from the factory set up for left-hand winding. I'm not sure when left-hand winding for right handed anglers became the "right" way to do things, at least for trout anglers, and I haven't been able to pin down a period when this became the norm. Looking back in time I have not been able to actually find any consistent preference in the angling community. I have had the opportunity to examine hundreds of fly reels made from the 1850's to contemporary products and looked at many old photos in books. I do not claim that my research is exhaustive.

What I have observed is that many antique and vintage reels had a simple clicker for a brake with no adjustment. They had the same resistance regardless of the winding direction. A great many of the antique reels with adjustable drags, whether clicker or of some compression type, which may just be a screw that tightened the spool against a washer, also had the same resistance in both directions: if you dialed in more tension it applied in both directions and the reel became more difficult wind. I have seen these types of old reels in photos set up for both right and left hand wind. At some time in the first couple of decades of the 1900's adjustable drag reels that applied the braking pressure in only one direction appeared. Most of these reels that I have handled were right-hand wind only. My conclusion, which may be incorrect, is that most anglers would wind with the right hand. In the 1930's the venerable Pflueger Medalist came on the market. The 1400 series reels (1492, 1494, 1495, etc) were right-hand wind only. For a few years Pflueger sold the left-hand wind 1300 se-

ries medalist reels but there was not enough demand to keep them in production for long. The early Medalists could not be switched. The popularity of the Medalist lead many anglers to wind with their right hand. In 1959 Pflueger updated the Medalist design so that it could be configured for either right or left-hand wind. This was to cater to left handed anglers who wanted to reel with their left hand! Before 1959 there were certainly reels available that could be set up to wind in either direction but the lower cost reels available to the average working American were often designed as right-hand wind only. From the 1960s forward more and more reels could be converted by the user. Others, particularly some high-end saltwater and salmon reels could not be converted but were available in either left or right hand wind versions.

As more and more convertible reels became available winding with the non-dominant (non-casting) and became the norm, at least for freshwater anglers. This works well for most anglers in most freshwater and light saltwater applications. But it may not always be the best way. So when would cranking with the non-dominant hand potentially be a disadvantage? When you need to crank really fast for a long period of time.

When I first took up fly fishing as a teenager in the 1970's I cranked with my right hand. In 1995 I went to an excellent five-day trout fly fishing course at a lodge. The instructors convinced me to switch to left-handed cranking. They were all very good trout anglers. Later that year I started fly fishing in saltwater. In 1996 I caught my first long running saltwater fish, some nice bonito. I discovered that I could not wind as fast as I needed at times with my left hand (I am right handed). I then tried something I read in an article by Lefty Kreh. I pulled off the full fly line and would wind it back as quick as I could, trying this with each hand. I was quite a bit faster with my right hand. Then I pulled out the line and 50 yards of backing. I

could wind it all back faster much with my right hand. The more line I had out the greater the difference between winding with left versus right hand. I converted all of my saltwater setups to right hand wind immediately. Since then I have had opportunities to fish for many hard and fast running saltwater fish such as bonito, yellow-tail, tunas, giant trevally, mako sharks, and other species. A couple of times when I used borrowed gear set up for left hand wind I felt at a serious disadvantage. I have watched anglers on trips new to powerful saltwater fish become frustrated when they struggled to subdue hooked fish. Today, some reel manufacturers configure reels intended for 6 weight and lighter rods for left-hand wind and heavier reels for right hand wind.

Most people can crank reels faster, especially over longer periods of time, with their dominant hand. Most people also perform fine motor tasks better with their dominant. Some people will point out that they can crank spinning reels, which are usually wound with the sub-dominant hand, rapidly for long periods. I know I can. But spinning reels have long handles and usually have a fairly high gear ratio for 4:1 to 7:1 spool revolutions per handle revolution which helps pick up line quickly. Larger spinning and revolving spool reels can take up as much as three feet of line with one revolution of the handle. Except for the rare multiplier reel, fly reels have a 1:1 ratio. The largest fly reels only pick up about 15 inches of line per revolution. Spinning reels also have a longer handle arm. My Shimano 2500 size spinning reel, which is a typical trout size, has a cranking radius of 2.375 inches. It also has a T-shaped handle that is easy to grip. My largest saltwater fly reel designed for 12 to 16 weight fly lines has a cranking radius of only 1.75 inches.

*-continued on Page 15*

## BARRETT RECOVERS

BY Gretchen Yearous

This is a flyfishing focused media report for Barrett Lake which the City of San Diego Lakes System grants to those of us who prove to have been published and are required to release a pre-lake opening assessment. I have flyfished Barrett for over 20 years and written for the SDFE newsletter for over 30 years.

It was my pleasure to take Louie Zimm in this year on Tues. the 18<sup>th</sup> of April who is also a veteran Barrett fly fisher so we could pool our different experiences and bring to our readers suggestions of successful fly-fishing methods. We fished just a few



hours per the Lake staff schedule.

The lake is 60% of capacity now, much improved from the 6% capacity it has been for the last 2 years as the picture of Pig's Point illustrates. The water color was somewhat green with some visibility. Louie and I experimented with 2 very different flyfishing systems – one with sinking line technique. We used the boat to transport us to different locations so Louie could kayak and I float tubed. Even though the lake is more vertical now, we found a few shelves that allowed me to launch my tube. We fished mainly in the shrubs and some steep drop offs. We didn't fish the rock walls.

Louie sat up higher in the kayak and could see the floating line with a 9' leader attract the fish to subtly take the fly on the drop and then at times draw the bass out of the shrubs chasing and inhaling the fly. This leader had 6 feet of 10-12 lb. tippet to al-

low the fly to sink straight down. His formula to using floating lines is to use a fast sinking clouser type fly or to put a split shot in front of the fly. His flies that worked



were the chartreuse or brown and orange clousers. A couple of times he saw some shad schools that disappeared in a few minutes, but had success with a white flashy clouser. At one point, Louie had 2 fish fighting over the flashy white clouser. His clousers had dumbbell eyes. No surface bite. We had a double hookup in Hauser behind the rock island.

The bass were close- in to shore before mid-morning then we noticed they were a little further out. I used a full sinking line first and then late morning switched to the 20' fast sink tip on an 8 wt. It handled the wind better. I used a 7 1/2' 3x - 8 lb. I didn't add any tippet. I didn't get any takes on the unweighted shad patterns that worked great 3 years ago so vetted other patterns and found the leggy patterns worked: my green, black and rust heavy coneheads, beadheads, and rattle flies, while Louie continued with the clouser patterns. See photos.

My strike zones were 2 ft. down to 9 ft. Not enough time to try the articulateds, the crayfish, or the muddy buddies, damselfly nymphs or small buggy shapes or sculpins. Next time. The bass were very acrobatic leaping repeatedly and bent my rod down into the water. Some did the rodeo thing and ran into the bushes no matter how hard I tried to steer them away. I had a hard

time roping them out of there. The bass ranged between 14 and 18 inches with 12" spawning colored bluegill and one 14" crappie. The bluegill fought as hard as the bass – it was confusing at times thinking you had a bass on. We caught the same number of fish in the short time we were on the water but different mix – **28 each**.

The wind became a problem as early as 9:30 a.m. increasing to white caps by 10:30. Louie had a grabber system that allowed him to attach to a bush. I regretted not bringing my tube anchor. My 45 and 90 degree casts were successful in low wind; but I really struggled to keep my line tight in the windy hours. I had to tube up-wind to control my line and got some fish that way. I got broken off a couple of times but mainly just lost flies in the shrubs. Weed guards are helpful. Gloves are even more helpful. Left my gloves at home and got badly sunburned hands.



The Hauser arm extends nearly to the forest in the end. We had limited time so we didn't get to explore much of Pine Creek but the trees are definitely under water. We didn't get to check out Pig's point. There is lots of water to spread out.

# Thank You—Trout in the Classroom

!!! WE LOVE TROUT !!!

Ms. Pastor  
Ruby

Ariana

Iverson



Abi Isiah

JDS

Gaby

Aime

Dana

Adam

Isaac

George

April

Angel

Bella

Aure

lizbeth

Ethan



Izabella

Jaslen

Rachel

Victor

**THANK YOU**  
San Diego Fly Fishers,

Thank you so much for all your hard work! We have really enjoyed the entire journey of trout in the classroom. Without you, it really would not have been possible! This is a memory that will stay with us for the rest of our lives. Even though we miss our trout here in room 19, we were so proud that they are strong enough to be in Lake Murray! Thank you again.

Love,  
Room 19  
Ms. Pastor's class  
King Chavez

Jorge

Michell

Brandon

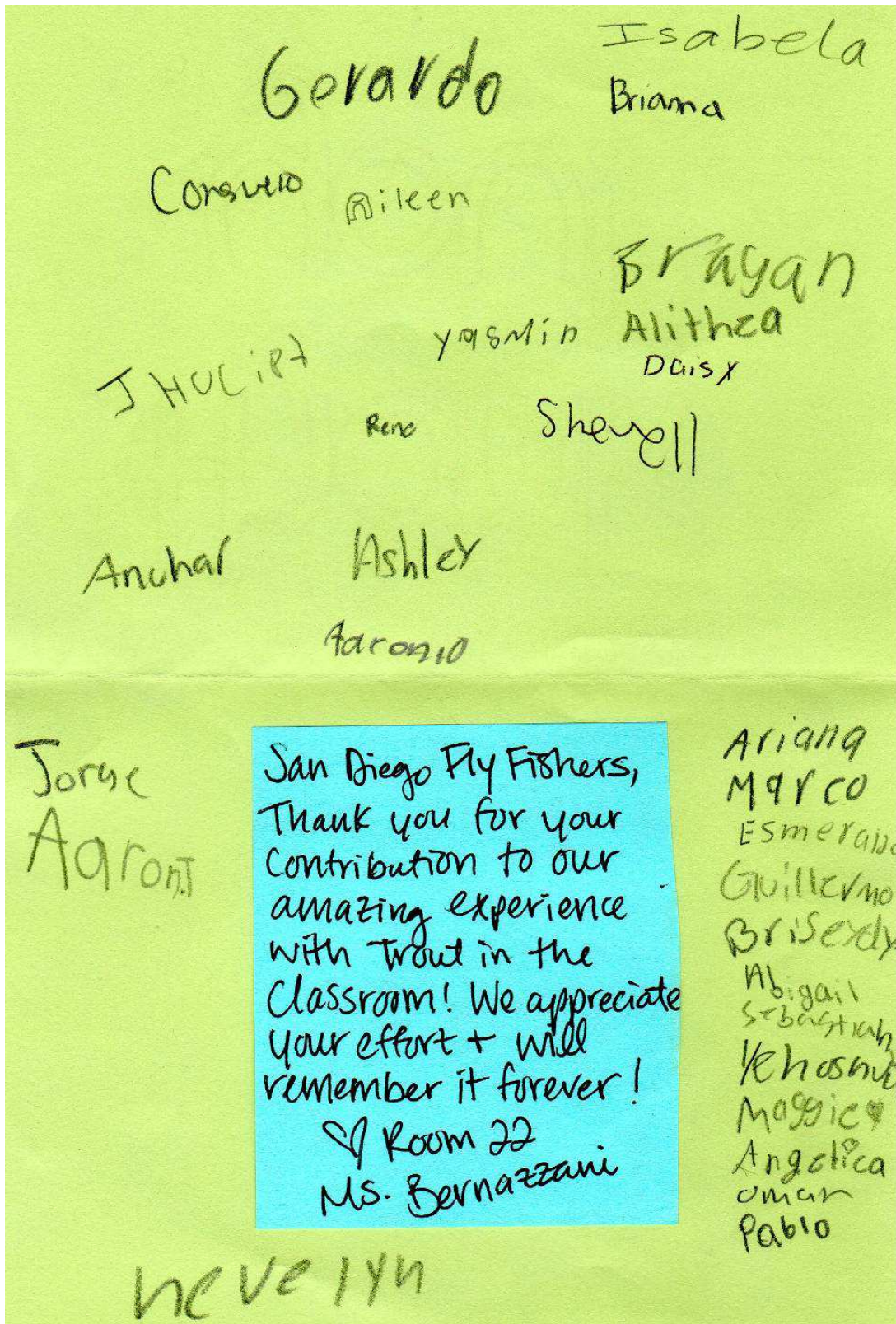
Eric

Luigi

Adrian  
Keylani

Brianna

# Thank You—Trout in the Classroom



## Future Events



## Extra

- *continued from page 10*

With my left hand, I can crank that spinning reel for a long time quickly and easily. But with the fly reel and the smaller cranking radius and small handle I have difficulty quickly moving my left hand in the smaller circle for longer periods of time. For most freshwater fishing, even for good size trout in lakes, I'm fine with my left hand. In the ocean against a powerful speedster I'm disadvantaged with the left hand. Many anglers come to the same conclusion.

There are two common objections that anglers have to cranking with their dominant hand. The first is that they have to switch the rod from their casting hand to the other (e.g. right to left) and are afraid of losing a fish in the process. I have some thoughts on this objection. If a fish is hand stripped in there is no need to switch rod hands. If the fish gets on the reel, you can make the switch once the fish is on the reel and taking line out. The switch can be made in a fraction of a second. Big game conventional anglers often have their rod in the right hand (for a right-handed angler) until the hookup and then switch the rod while the fish is running so that they will be able wind with their right hand. I do this when fishing live bait for tuna. I have been fortunate enough in my fly fishing adventures to battle with fish up to 150lbs on fly tackle. I have never lost a fish due to switching the rod between hands. In fact, I

often switch multiple times, so that I can rest one hand while a fish is on a long run. But I want to crank with my right hand.

The second objection is that they can fight the fish better with the rod in their dominant hand since that hand and arm are often a bit stronger than the other. That may seem to be a pretty good reason. But you need to consider how your hands and arms work together. Besides hanging on the rod while fighting a fish, you need to gain line. If you don't gain line you won't win the battle. To gain line, you need to crank effectively, and for big and fast fish you may need to crank for long periods of time. For tarpon, billfish, tuna, yellowtail, large striped bass, and other species this could mean 15, 30, or 60 minutes or more of winding. For a 5lb bonito or bonefish it might be five to ten minutes, but it could be a furious five to ten minutes. It will be a much tougher battle than a 5lb trout in a lake. You may find that you are better off with the rod in the non-dominant hand and the reel in the hand that can crank most effectively and maintain a grip on that little handle.

Some anglers can crank with equal effectiveness with either hand but they would be in the minority. Many only fish for trout, panfish, bass, or smaller saltwater fish so the hand that they wind with is of little consequence to their battles. But some of us have opportunities to tangle with bigger,

faster, and stronger species where cranking is a big part of the game. Personally, I tend to have my trout and panfish rods set up for left-hand wind and anything I will use in the saltwater or for potentially long running freshwater fish like striped bass configured for right-hand wind. Many of my reels get used in both fresh and saltwater: I set these up to wind with the right-hand. I never seem to get confused and grab handle that is on the other side. That is what works for me. I could set all my reels up for right-hand wind and I would be fine. You will need to determine what works for you. So, which hand should you wind with: whichever hand you like.

Postscript: Have you ever tried to make a long cast and have the line catch on the reel handle while shooting out and cause the cast to stop short? That will not happen if the reel handle is opposite of your line hand (i.e. on the same side of the reel as your casting hand). There are line handling techniques that will minimize it but if the handle is not there it cannot catch the line. Also, when a fast running fish starts ripping out the loose line at your feet that line can start jumping around like a live wire as it is being pulled through the stripping guide. I have seen right handed anglers break off tuna and bonito because a loop of loose line got hung up on the handle on the left side of the reel. Whichever hand you use, I hope you get to do a lot of cranking during your angling adventures.

### Fly Tying Congress Every Thursday 6:30-8:30 PM

Join the San Diego Fly Fishers at San Carlos Recreation Center at 6445 Lake Badin Ave. in San Diego. Instruction to create your own fly is available. Bring your own equipment or use the club equipment, available from one of the instructors.

DIRECTIONS--From Interstate 8 take the Lake Murray off-ramp and drive toward Lake Murphy. Travel on Lake Murray Blvd. for 1.6 miles and turn left at Lake Adlon Drive (1st corner past Jackson Drive). Go three blocks and the Recreation Center will be on your right.

# Membership Renewal by Mail

Date \_\_\_\_\_ First Name \_\_\_\_\_ Last Name \_\_\_\_\_ MI \_\_\_\_\_

- Individual Membership - \$40.00                       Family Membership - \$50.00  
 Military Membership - \$25.00 (Active Military only)     Military Family Membership - \$35.00 (Active Military only)

Change of Address or Email Address : New Address \_\_\_\_\_  
City \_\_\_\_\_ State/Zip \_\_\_\_\_

Email \_\_\_\_\_ @ \_\_\_\_\_  
Please Print Clearly)

**PRINT THIS PAGE then  
MAIL THIS FORM AND YOUR CHECK TO:**

**SAN DIEGO FLY FISHERS  
10601-G Tierrasanta Blvd #327  
San Diego, CA 92124**

***COUPON...SAVE \$ 5.00...COUPON***

Join **IFFF** and take \$5.00 off your **San Diego Fly Fishers** Membership and be entered in an **IFFF** raffle where 1 out of 12 new members will win a new fly rod.  
**See John Adamez or Steve Vissers for more details**

*By using this form you save your club the expense of mailing a renewal form, can save you money if you renew in person at a club meeting, and this is the green alternative.*

## ON-LINE MEMBERSHIP RENEWAL

### On-Line Renewal

Here's how you do it:

**1st:** on your computer (or other device) go to [www.sandiegoflyfishes.com](http://www.sandiegoflyfishes.com)

**2nd:** click on [Join Our Club](#)

**3rd:** in the orange colored box click on [Renew Online](#)

**4th:** Read the entire page and complete the form in the aquamarine colored box

**5th:** After you have completely filled out the form, make sure you click the box that states *\*I have read and I agree to the terms of the San Diego Fly Fishers General Release*. Not sure what is in General release, Click Button on bottom right that says [Read SDFF General Release](#)

**6th:** For safety, copy the number in a picture above Submit Button and copy that number in a box below the number.

**7th:** Hit [Submit Membership Info](#)

**8th:** Select membership type and follow instruction to make payment.

**Final Note:** If you have made an online purchase, you can work this system.



## Instructional Classes offered by Sdff

# Advanced Casting Instruction

with

**John J. Adametz, IFFF Casting Instructor**

**8 to 9AM, first and third Sundays**

**Ski Beach Park**

**Mission Bay Park**

I am offering Advanced Casting Instruction to any San Diego Fly Fishers or Golden State Flycasters club member on the first and third Sunday of each month from 8 – 9 AM starting January 3, 2016. If you are looking to improve your casting or are interested in preparing for and obtaining your International Federation of Fishers Certified Casting Instructor credential, I can help. Let's work together, have some fun, and learn some casting! Please contact me at [john.adametz@gmail.com](mailto:john.adametz@gmail.com) should you have any questions.

John Adametz is a freelance outdoors writer, fly fishing enthusiast and International Federation of Fly Fishers Certified Casting Instructor. He is affiliated with San Diego Fly Fishers, Golden State Flycasters, Mississippi Coast Fly Fishing Club, and Brotherhood of the Junglecock (Maryland Chapter). Any day fishing is a good day!

### FREE CASTING LESSONS EVERY SUNDAY starting at 9 AM

Join the San Diego Fly Fishers at Lake Murray to cast or improve your skills. Free instruction is available. Bring your own equipment or use the club equipment, available from one of the instructors. DIRECTIONS--Take Interstate 8 to Lake Murray Boulevard. Go north on Lake Murray Boulevard to Kiowa Drive. Make a left and continue to the parking lot next to the boat dock. We are to the immediate right of docks under the large cabana. See you there!

### Fly Tying Congress Every Thursday 6:30-8:30 PM

Join the San Diego Fly Fishers at San Carlos Recreation Center at 6445 Lake Badin Ave. in San Diego. Instruction to create your own fly is available. Bring your own equipment or use the club equipment, available from one of the instructors. DIRECTIONS--From Interstate 8 take the Lake Murray off-ramp and drive toward Lake Murphy. Travel on Lake Murray Blvd. for 1.6 miles and turn left at Lake Adlon Drive (1st corner past Jackson Drive). Go three blocks and the Recreation Center will be on your right.

## Ordering Clothing from Cabelas With our Club LOGO

### CABELA'S EMBROIDERED CLOTHING

Our Club logo is available to be applied to items purchased at Cabela's. Here is the information you will need.

Step 1: Decide what article of clothing you want the club logo to be placed on and write down the number and color you want to purchase. There are good deals on the Corporate Sales book found online. Then choose the logo you will use. Blue lettering LOGO is for light-colored item (**LOGO number 30016093**) or gold lettering LOGO for dark colored items (**LOGO number 30015627**).

Step 2: Contact Cabelas Embroidery at (877) 892-4424 (Telephone), or facsimile at (800) 237-4401. or on-line at embroidery~cabelas.com

Step 3. When connected to the Embroidery Department, Give them the SDFE Customer Club Number when placing an order. This number is **40479874**. You may receive a 0-10% discount by using the Club Number. However, for almost all items there is an embroidery charge of **\$5.00**.

Step 4: Finalize the order and use a credit card to secure your purchase by phone. **If you are ordering by FAX or e-mail, do not include a credit card number.** For security reasons, Cabelas will call you for that information.

Step 5: Check your product when it arrives.

**The Official San Diego Fly Fishers Shirt which is displayed on the right. You can own this special shirt which guaranties that you will stand out in a crowd.**

**Order from Cabelas (see above)  
Item #1K-904591  
Color-Vivid Blue**

**Get Yours Today !**



Embroidery is available locally at **TCB Embroidery** located at 8924 Carlton Hills Blvd. Santee, CA 92071 Phone- (619)-562-2320 Fax (619)-562-3510  
[tcbembroidery.com](http://tcbembroidery.com)

# Eastern Sierra Report from Sierra Drifters

## Opening Day Eastern Sierras Saturday April 29

### Quick Look Fish Report 4/21/17

It's beginning to look a lot like Fishmas around here! Boats and docks have been going in all week at various lakes in the area. Lakes below 9000' are all ice free now and everything above is still ice bound. Road crews have been hard at work trying to get passes open as quickly as possible. They have their work cut out for them for sure this year. Almost 98 inches of water is the total for the area this year. That number is most incredible and will be a new record if we break the 100 inch mark. Temps have stayed in the 50's around most of Mono County and opening weekend looks to be quite pleasant and mild this time around. East Walker producing some fish in the right spots now. Nymphing has been the best technique in the slower water. Bridgeport Reservoir is primed for the opener and the RV Park is up and ready. Hot Creek all clear now for drive in access. Water in good condition with some nice quality fish in select spots. Upper Owens still in transition and the cutthroat haven't made their way in yet. My guess is as soon as the weather warms and we get a little more run off they will migrate. Crowley Lake ice free and well stocked. Plan on lots of crowds opening weekend here. Middle Owens is running high with decent water clarity but tough to fish.

### Crowley Lake 4/21/17

This will be the place to be this opener. A huge planting of fish has been delivered here and conditions look to be prime for opening weekend. Water levels have been dropping the past month and into April which should allow for shallower than usual fishing from years past. Midges have already been seen congregating above the sage and rabbit brush around the lake. You

will want to locate the warmest bottom water to find the best concentrations of feeding fish.

### Upper Owens River 4/21/17

Snow bows are out, cutthroat are close but not in yet. Water clarity good above Hot Creek confluence. Some smaller hatchery trout have made their way upstream from below the bridge. Dept. of F&W did some planting down river last week. Look for flows to come up soon. Drive in access improving daily, but roads leading to river still a mess.

### Middle Owens River/PVR/Wild Trout section (Bishop Area) 4/21/17

*River still not fishable yet and will remain high for most of the season this year.* Flooding still along the banks and areas that haven't seen water in years now completely covered. Not very fishable at this time.

### Hot Creek 4/21/17


Some quality fish to be had here if you put in the time and cover some water. Caddis beginning to show up more in the afternoons now. Small nymphs, egg patterns, and SJ worms getting some grabs too. Drive in access wide open and dry roads now. (See Below)

### East Walker River 4/21/17

Flows now at 346 cfs. This is very fishable now. Some nice browns have been showing up and a few rainbows. The slower water pockets are holding fish until the water warms up and they start moving into a little faster flows. River should continue to drop until Bridgeport starts getting more fill. (See outflow from Bridgeport Dam below)



## Funny Page



And no one ever heard from the Anderson brothers again.


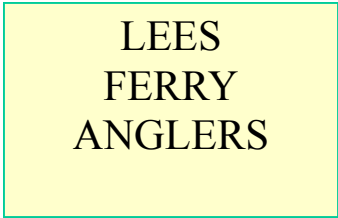


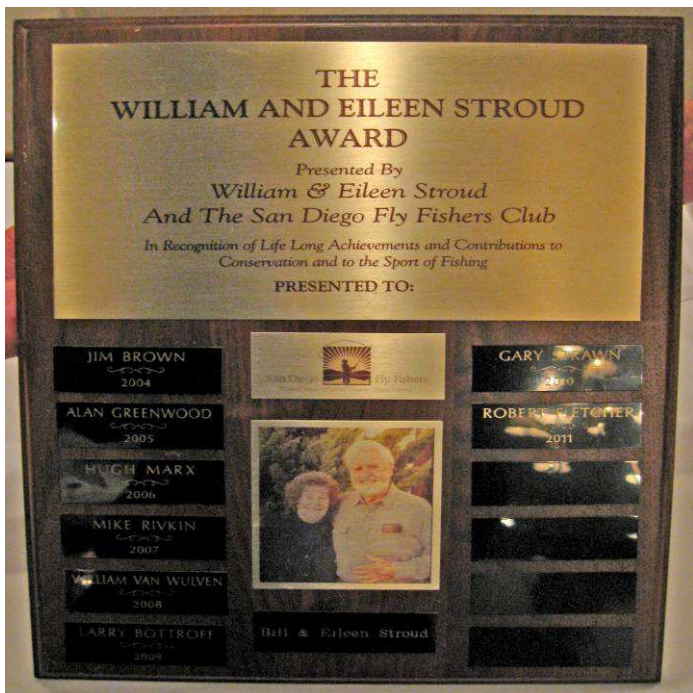
*"This looks like a good spot, momma, bring grandma and the kids!"*

FREE CASTING LESSONS  
EVERY SUNDAY starting at 9 AM

Join the San Diego Fly Fishers at Lake Murray to cast or improve your skills. Free instruction is available. Bring your own equipment or use the club equipment, available from one of the instructors. DIRECTIONS--Take Interstate 8 to Lake Murray Boulevard. Go north on Lake Murray Boulevard to Kiowa Drive. Make a left and continue to the parking lot next to the boat dock. We are to the immediate right of docks under the large cabana. See you there!

# 2016 Fundraiser Sponsors Thank You





Recipients of the  
**STROUD AWARD**

Jim Brown.....	2004
Allen Greenwood.....	2005
Hugh Marx.....	2006
Mike Rivkin.....	2007
Bill Van Wulven.....	2008
Larry Bottroff.....	2009
Gary Strawn.....	2010
Bob Fletcher.....	2011
Bill and Eileen Stroud.....	2012
Paul Woolery.....	2014
Louie Zimm.....	2015
Tom Loe.....	2016

Cut-off date for **June Finny Facts** is TBD  
(will be out of state most of May)

Send articles to:  
Alan Thompson at  
finnyfacts@gmail.com

Send change of address information,  
or Club membership renewal to:  
**Sandiegoflyfishers.com**

**Also, Visit our club's website today for new pictures, articles, and other useful information.**

**LIFE MEMBERS**

Gordon Foster (in memoriam), Bill and Eileen Stroud (in mem), Bernie Hammes (in mem), Hugh Turner (in mem), Nancy Pitts, Bob Wisner (in mem), Ken Armer, Glen Paul (in mem), Betty Coram, Ned Sewell (in mem), John Kasten (in mem), Leo Bergevin (in mem), George Beach (in mem), Bob Camp (in mem), Marvin Darling, Gene Jerzewski (in mem), Oz Osborn (in mem), Robbie Robinson (in mem), John Gauld (in mem), Lloyd Jefferies (in mem), Doug Joseph, Gary Hilbers, Tom Smith, Bud Olsen (in mem)

**HONORARY MEMBERS**

Jim Brown, Louisa Kassler (in memoriam), Hugh Marx (in memoriam), Bob Fletcher, Randy Ford, Allen Greenwood, Mike Rivkin, Bill Van Wulven, Larry Bottroff, Aubrey Wendling (in memoriam), Bob Berry, Larry George, Tom Loe

Recipients of the:

**GORDON FOSTER MEMORIAL AWARD**

For unselfish and outstanding service to the fly fishing community

1991-Ned Sewell	2004-Joe Bain
1992-Bob Camp	2005-Jim Reeg
1993-Bill & Eileen Stroud	2006-John Kasten
1994-Ed Velton	2007-Lucky Ketcham
1995-Bob Wisner	2008-Louie Zimm
1996-Gary Hilbers	2009-Warren Lew
1997-Jack Bentley	2010- Paul Woolery
1998-Gordie Zimm	2011-Gary Strawn
1999-Gretchen Yearous	2012-Lee McElravy
2000-Tom Smith	2013-David Collins
2001-Rose & Roger Yamasaki	2014- Lee Anderson
2002-Larry Sorensen	2015- Jack Duncan
2003-Jim Tenuto	2016- Bob Pharoah



**San Diego Fly Fishers  
2017 Directors**

Fred Gregory ..... **President**  
 Larry Sorensen..... **1st Vice-President**  
 Tim Huckaby.....**2nd Vice-President**  
**Co-Annual Fund Raiser**  
 Bruce Harris ..... **Treasurer**  
 John Adametz.....**Casting instructor**  
 ..... **SWC-IFFF Club Liaison**  
 Sherry Ashbaugh..... **Media**  
 Bruce Bechard ..... **Programs**  
 Jack Duncan.....**Rod Building**  
 Mike Gilroy.....**Co-Annual Fund Raiser**  
 Mark Hedderson..... **Secretary**  
 Lee McIlravy ..... **At Large**  
 Bruce Michael ..... **At Large**  
 Gary Strawn ..... **Conservation**  
 Alan Thompson..... **Newsletter**  
 Steve Vissers .....**Membership**

**Other Chairpersons**

Alan Thompson .....**Fly Casting Clinic**  
 Lucky Ketcham ..... **Fly Tying Clinic**  
 David Collins ..... **Web Master**  
 Art Reifman .... **Project Healing Waters**  
 Don Davis..... **Video & Library**

**IGFA Contact**

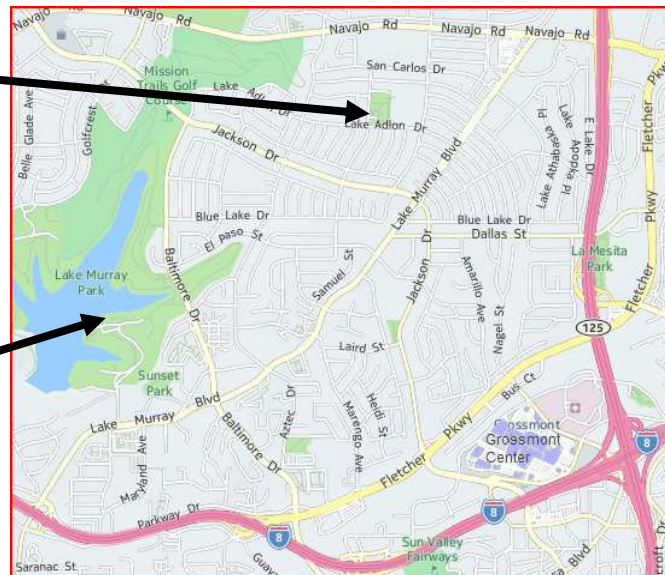
Wesley Woll  
 675 S. Sierra Ave. Unit 25  
 Solana Beach, CA 92075  
 858-481-6386 858-395-9479 cell

**Fly Tying Congress**  
 Thursdays 6:30-8:30

San Carlos Rec. Ctr.  
 6445 Lake Badin Ave.

**Fly Casting Clinic**  
 Every Sunday 9 to noon.

Lake Murray  
 Kiowa Dr.  
 San Diego, CA 92119



**Monthly Meeting**

First Monday  
 7:00 p.m. to 9:00 p.m.

**Southwestern Yacht Club**

2702 Qualtrough Street  
 San Diego, CA 92106

**San Diego Fly Fishers**

10601-G Tierrasanta Blvd. #327  
 San Diego, CA 92124

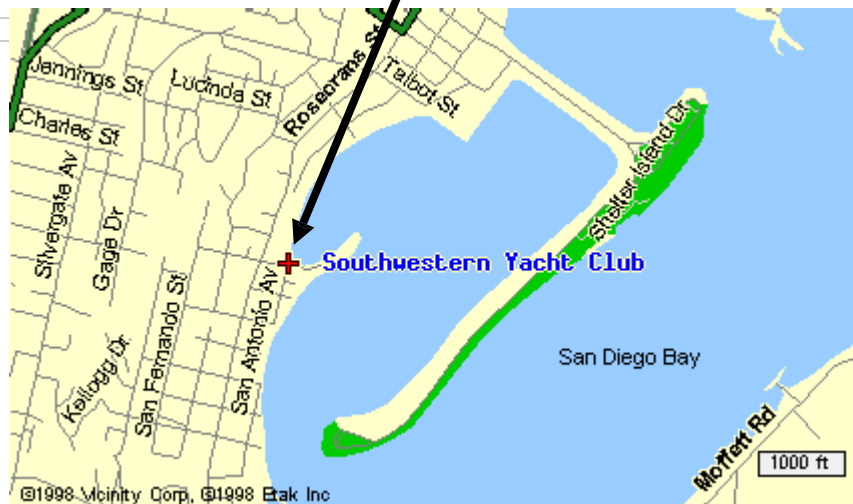


San Diego Fly Fishers

Cleaner Water. Brighter Streams. Better Fishing

**Affiliate Club of the  
 International  
 Federation of Fly Fishers**

**Since 1962**



**Directions from Highway 8 (traveling West) or Interstate 5 (traveling South)**

Take Rosecrans exit West to Owen Street  
 Turn Left on Owen Street, drive 1 block to San Antonio  
 Turn Left on San Antonio, drive 2 blocks  
 Turn right onto Qualtrough and follow to SWYC entryway at end of street.

**Southwestern Yacht Club**

2702 Qualtrough Street  
 San Diego, CA 92106  
 (619)222-0438