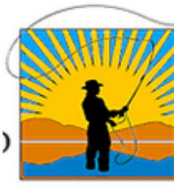


FINNY FACTS



Archive Version

San Diego Fly Fishers

June 2018

Cleaner Water, Brighter Streams, Better Fishing **Volume 41 No. 6**

Annual Fundraiser is Here

Monday, June 4, 2018
Doors open at 6 pm

This is the time for all **San Diego Fly Fishers and their friends** to step up and contribute to our outstanding **Conservation and Education Programs**. Oh, at the same time filling your tackle box with top notch gear, special rates on top notch guides, and special lodging rates.

Mike Gilroy is leading the way to make this a memorable evening for everybody.

So where does the money raised go?
Here is a partial list: **Trout in the Class**



room (see photo), Golden Trout Wilderness, Hubbs-Seaworld White Sea Bass, CalTrout, San Diego River Park Foundation, Lake Cuyamaca Trout Program, Boy Scouts of America, Pro-

ject Healing Waters-Fly Fishing, Fly Tying Congress, Fly Casting Instruction, plus many other fine programs.


How can I make a difference ?

Buy raffle tickets, remember, for every \$100.00 of tickets bought, you will get 1 free booklet of tickets.

Bid on fabulous silent auction items.

Buy limited number of special item raffle tickets.

We take cash, checks, and credit cards! **LET'S HAVE SOME FUN.**




June Schedule

Every Thursday- Fly Tying at San Carlos Recreation Center 6:30-8:00

June 5th- Open Classroom- Santee Lakes 12 noon-3pm
Fly Tying, Casting and Fishing

June 19th-Open Classroom- Santee Lakes 12 noon-3pm
Fly Tying, Casting and Fishing

Thanks for the generous Support.



Important Notice
There is no program next month (July) at the Southwestern Yacht Club.

There is a special event Friday, August 3rd: Bay Fishing and Breakfast at Tidelands, and Saturday, August 4th: Beach Fishing and BBQ at Mission Beach.
Arizona Fly Casters are our guests for the weekend .



Sherry Ashbaugh and Gretchen Yearous work on casting techniques at Annual Casting Clinic and BBQ.

Inside

President's..... Page 2
Annual Fundraiser..... Page 3
Casting Clinic and BBQ.....Page 4
Craig Smith's ColumnPage 5
Who We Support..... Page 6
Educational and Fishing..... Page 7
SDFP Future Activities..... Page 8
Eastern Sierra Report.....Page 9
Funny Page..... Page 10
Sponsors Page..... Page 11
Board Information..... Page 12

**Next Program
Annual Fundraiser
Monday, June 4, 2018**

Cut-off date for the July Finny Facts is
Tuesday, June 5, 2018.
Send submissions to Alan Thompson at finnyfacts@gmail.com

Fellow members...

It's June! I could talk about the great weather we enjoy, the fishing on local waters, or the many activities the club is engaged in...

Let's face it, it's time for our Annual Fundraiser. **TICKETS, TICKETS, TICKETS!** That is something a bit more than a subliminal suggestion. **Mike Gilroy** informs me that the items up for grabs continue to build. My suggestion is to get to the meeting early, take a long look at the items on the tables, and get in line for more chances. You do not want to miss this meeting!

We will have a special guest with us this month, **Mr. Jim Rondoni**, Activities Coordinator, Arizona Fly Casters. We are working with Jim on two joint fishing activities. I will have the sign-up sheets and will, once again, provide information on these exciting fly fishing opportunities.

We issue a standing ovation to **Fred Gregory** and his band of Casting Instructors and BBQ Chefs. Our recent Casting Clinic and BBQ was an outstanding success. A sincere thank you to all attendees who made donations for the cause.

On a more somber note, I have recently been informed of the passing of one of our long time members and Sunday Fly Casting Clinic Instructors, **Marvin Darling**. May he Rest In Peace.

As always, if you have observations or suggestions, please contact me or any member of our Board of Directors.
Tight lines,
Larry



**The Indicator
E-mailed
Containing:
Updates;
late breaking
Information;
and
Timely reminders**

**Fly Tying Congress
Every Thursday 6:30-8:30 PM**

Join the San Diego Fly Fishers at San Carlos Recreation Center at 6445 Lake Badin Ave. in San Diego. Instruction to create your own fly is available. Bring your own equipment or use the club equipment, available from one of the instructors.

DIRECTIONS--From Interstate 8 take the Lake Murray off-ramp and drive toward Lake Murray. Travel on Lake Murray Blvd. for 1.6 miles and turn left at Lake Adlon Drive (1st corner past Jackson Drive). Go three blocks and the Recreation Center will be on your right.

SAN DIEGO



FLY FISHERS

ANNUAL FUNDRAISER

**June 4th, 2018 at 6 PM
Southwestern Yacht Club
2702 Qualtrough St,
San Diego, CA 92106**



**Fly tiers...See you at the June Fund Raiser.
This is but a “mere” sample of what will be available.**

Spring Casting Clinic and BBQ

Photos by Craig Smith



The Annual Spring Casting Clinic and BBQ was a great success as **SDDF and Golden State Flycasters** got together for advanced casting techniques taught by three **Master or Certified Casting Instructors: Dayle Mazzarella, John Adametz, and Gretchen Yearous**. Individual instruction focused on the Double Haul and Belgian Casting method. *Picture above— Dayle addresses the students on the spacious fields of Tidelands Park.*

Bottom left— Paul Woolery dishes out the brats and burgers. Bottom right— Paul Woolery and Lew Walsh manned the grilling station. Thank you Fred Gregory for organizing this event. Thanks to Food Crew— Paul Woolery, Lee McElravy, Lars Sorensen, Gary Strawn, Fred Gegory, Sherry Ashbaugh, Plus Bruce Harris— for handling the money.



Long or Short Rods for Kayaks, Pontoons, and Float Tubes?

By Craig Smith

When fishing from a kayak, float tube, pontoon, or canoe do you have an issue with hitting the water on the back cast with their fly? Most fly anglers run into this issue at some point. A commonly recommended solution is to get a longer fly rod. But is this really the best advice?

From years of watching other anglers, as well as diagnosing my own troubles, I have observed that most of the time when the fly contacts the water at the end of the back cast, the cause is a casting fault (no great discovery by me here – most casting instructors will tell you the same thing). This is usually caused by stopping the rod in a way that the rod tip is directed towards the water. Since the line follows the rod tip, the fly heads towards the water. Simply using longer rod is not a solution since if back cast is directed towards water, it will still be directed towards water with a longer rod. It might just hit water a short distance farther back, but if the casting fault is still present the line will contact the water. Using a longer rod can sometimes even make the problem worse.

Some anglers will have a poor casting technique that leads to directing the back cast down, but not notice it when fishing from a standing position due to their extra height above the surface. However, the flaw becomes obvious when they cast from a seated position. For many of us, we start with good form but this problem sometimes develops and progresses during an outing as we get fatigued and our casting gets sloppy. Even an imperceptible amount of fatigue can lead to flaws creeping into the cast during the day. When I find myself hitting the water on the back cast, it has always turned out to be a casting problem.

One thing I commonly observe seated anglers do is raise their arm too high during the cast, often in an effort to keep that back cast off of the water. All sorts of casting flaws can creep in once you get your elbow at or above shoulder height. A higher arm position will lead to greater fatigue which can result in a degraded casting motion.

So instead of raising the arm, what about going to a longer rod? Small motions at the grip end of the rod are reflected by a larger motion of the rod tip. The longer the rod, the longer to corresponding motion of the tip. Thus, any casting error is magni-

fied by a longer rod. Longer rods have more weight distributed farther from the casting hand, resulting in a greater swing weight. Greater swing weight will lead to casting fatigue developing quicker than with a shorter rod with a lower swing weight.

The combination of increased swing weight and fatigue can lead to inconsistency with stopping the rod at the end of the casting stroke, which in turn leads to directing the rod tip toward the water.

In most cases, the solution to avoid hitting the water on the back cast is correct the casting flaw. There are several casting flaws that can cause this including casting too hard, too softly, insufficient acceleration, moving the hand in an arc instead of a straight, and not coming to hard stop. I am not going to try to explain how to correct all to potential contributing flaws here. That would require a couple of additional articles. Ask a friend to watch your cast and provide input or seek out instruction if you cannot solve the issue yourself. If you like books I highly recommend “Troubleshooting the Cast” by Ed Jaworski. However, for most anglers with good casting form, finishing the back cast with the thumb upward and rearward at the end of the back cast will keep short to moderate lengths of line off of the water.

Just how much potential height advantage can be derived from using a longer rod? A little trigonometry tells us not as much as we may initially believe. If the rod is held vertically there is an obvious difference in the length of two rods. Be we don't stop the rod vertically except for the shortest of casts. If you stop a longer rod at the 2 o'clock position, compared a shorter rod, the height of the rod tip above the water will only be at most $\frac{1}{2}$ the difference between the lengths of the two rods. (if you are interested in the details look up the properties of a 30-60-90 right triangle – 2 o'clock is 30 degrees above horizontal). Due to the flex in the rods, it will actually be a bit less since the longer rod will tend to flex a bit more across its length. For example, if you stop a 9'6" rod at the 2 o'clock position, you will gain at most a 3" height advantage. If your cast was directed down to the water to begin with, it will probably still hit the water. The closer to horizontal you stop the rod, the less any height advantage provided by a longer rod.

Even with good casting form you may still hit the water with your back cast if you are trying to make very long casts. Until someone invents the anti-gravity fly line, the line will want to fall towards the surface. The more flyline you have out, the longer it takes to unroll during the cast and the more time it has to fall. If you are trying to make very long casts, a longer rod can help. Recall we noted that a small motion at the rod butt is causes a corresponding longer motion at the rod tip, and the longer the rod, the longer the motion. The rod tip will move through a longer distance during the casting stroke, and assuming we have no flaws in the cast, will lead to greater line speed which in turn will help the line carry farther before falling to the surface. You can carry more line on the cast and make a longer cast with less effort, at least until fatigue develops from using the longer, heavier rod. With longer switch rods (usually 10'6" to 12') the use of two-handed techniques where the hands are kept in front of the body during the entire cast can generate very long casts without developing the fatigue that will eventually develop with single handed casting techniques.

So how do I avoid hitting the water on a back cast. First, I make sure I have good casting form and keep my elbow below shoulder height. I also ensure that I end my back cast with the cast directed slightly up instead of horizontal or down. I have found that by using shorter rods I get less fatigued during the day and my casting form is less likely to degrade. If my casting gets sloppy, a 10 to 30 minute break to rest will result in improved casts. Finally, I try to avoid the need to make long casts, using the mobility of the water craft to get closer to my target.

Aside from casting issues, there are other factors that come in to play when choosing rod length for fishing from float tubes, kayaks, or other low water craft. The use of longer rods can add a bit of a challenge to the task of bringing a fish to hand or net. Using a long-handled net can help get that fish.

-continued on page 10

Who We Help—
Your Fundraiser Money Invested Here



CALIFORNIA TROUT



FISH · WATER · PEOPLE



BOY SCOUTS
OF AMERICA®



Educational and Fishing

FALSE CASTS USES Gretchen Yearous- FFI - CI

Those of you who came to the casting clinic on May 7th after 3:30 missed my presentation on the many uses for false casting. So I am submitting this to the newsletter for your benefit. These will help you keep your casting tuned up.

1. **To dry a dry fly** that has absorbed water and sinks rather than floats. Floatant also helps.
2. **To extend or shorten line.** Open the line hand on the forward cast and shoot line out and close the hand on the backcast and repeat this formula till your line is the length you want. Shorten the line by pulling line down on backcast and closing line hand on the forward cast.
3. **To change casting direction** – continue to false cast and slowly

turn your feet and shoulders to the direction you want to present the fly.

4. **To help load the rod** when slack line is picked up and causes very wide loops on the backcast. False Cast a couple of times to get the rod bend working correctly and the line straightened and then present the fly. This casts corrects messes you create on your back cast, i.e. wrong rod motion speed, wide loops, slack in the line, or when loading rods using sinking lines. **THIS IS A FIX-IT RESCUE APPLICATION** when your backcast is messed up.
5. **Practice double hauls** – side arm, overhead or horizontal casting planes.
6. **To practice the fundamentals of good casting:** rop tip stops

(arcs), rod speed motion back and forward (how fast to steer the flyrod) to break the throwing motion, learn the right pause timing relative to length of line because it will be a visible tool of how long to wait to let the line straighten out in front of you. You can see the line performance and see how long or short the pause is when the line straightens out on the forward cast. The same pause time applies to the backcast.

7. **To get acquainted and adjusted to a rod with a different flex** than your most used rod. Evaluate the flex action – slow, medium, or fast action and how to cast it. Try the side arm, overhead and the horizontal cast to evaluate required adjustments to your casting.

Good luck and good casting.

We need your help getting rid of Carp!



CARP ANGLERS WANTED, CONVENTIONAL ROD AND REEL, SPEAR, OR BOW

- KILL A CARP and FISH FOR FREE!
- KILL A CARP and TENT CAMP FOR FREE!
- KILL A CARP, PROOF REQUIRED!

LAKE CUYAMACA NEEDS YOUR HELP!

KILL A CARP!

FREE INTERMEDIATE FLY CASTING **1st and 3rd Sundays at 8am** **Ski Beach, Mission Bay Park**

John Wylie and I (Dennis Panish) are teaching free intermediate fly casting lessons on the first and third Sunday of every month down at Ski Beach Mission Bay. Lessons start at 8 am and run about an hour. I recently received my Casting Instructor certification from FFI. This is open to all SDFP members including beginners and intermediate fly casters.

SDFF Future Activities



Club member **Mike Gilroy** and Club supporter, guide **Sam Vasily** found and battled this beautiful East Walker Brown. Just shy 30 inches and estimated at 12 lbs..

The fish was brought to net with a custom **Jack Duncan** rod, won in last years year's fundraiser. Fish was safely released.

Fish of a lifetime.

Club Fishing Events

There are numerous Club sponsored fishing events that will occur over the next few months.

June 2

Carp Throwdown-at Lake Henshaw 6am-2:30pm. *More details on-line at www.carpthrowdown.com*

July 26-29

Join **Tim Huckaby** as he leads a group of fly fishers on a backpacking trip to the Upper Kern River via the Forks of the Kern trail. **Tim** wrote a great article which appeared in the **California Flyfishing** magazine.

See this article in next month's Finny Facts.

August 3-4

Join the Arizona Fly Casters as we fish Tidelands on Friday, August 3rd and Mission Beach on Saturday, August 4th.

September 5-9

Check with **Tim Huckaby** if there are any openings remaining on this epic trip to Montana. The members will fish the Clark Fork River and stay at the **Clark Fork Outpost**.

October 18-22

Join **Larry Sorensen** as he leads a group to Arizona where we will be overnight guests of the **Arizona Fly Casters**. Then it's on to the fabulous **San Juan River** in **New Mexico** for 3 days of fishing. Lodging is available and you must contact **Larry** asap.

Member surveys indicated that you want more club sponsored fishing trips. We have listened.

Eastern Sierra Report from Sierra Drifters

Fish'N Conditions 5/15/18

Hello Anglers, Fishing has been great here this spring and continues to improve with some exceptional fish in various locations. Weather has been very mild during the morning with some afternoon thunder showers moving in mid-day. The bite on Crowley lake has been really good most days with good numbers of midges emerging throughout the warm periods of the day. Rainbows, browns, and cutthroats are showing up daily!

The Upper Owens has decreased in flows slightly from last report. Water is off color with some debris. Isolated pods of cutthroat can be found down from the CDFW sign near the lake, but they are thin in numbers here this year. The C & R section all the way to Long Years has few fish, and currently not worth the effort. Some smaller browns and bows above the bridge but no cutty's.

The East Walker continues to have ideal conditions, and a consistent bite. Flows have been holding steady the last few days. Midge and mayfly patterns like crystal tigers/zebras, broken back midges, gillies, Assassins, and flashback Pt's are good calls. Attractors can also get grabs during the off hatch periods. Still some surface action on the right days using BWO profiles.

Hot Creek fishing well during the nicer weather periods. Dry fly action with mayfly, and small dark caddis will get looks. Run-off on Mammoth Creek may cause turbid conditions and slow down the bite. Middle Owens drift boat trips have slowed due to higher flows from Rock Creek, and Bishop Creek. Decent conditions for wading the section up from HWY. 6 crossing, to the dam below Pleasant Valley Reservoir. Caddis, PMD's, damsels, and small midges all on the trouts menu.

Bridgeport Reservoir also good for planters, and some thick holdovers from last fall. Find the mud bottoms/gaps in the pond weed near Rainbow Pt., the channels in Buckeye Bay, and the Walker channel by the BPR Marina.



Future Event



Funny Page



"Yes, Mr. Thompson is in, but he's in the middle of something. Would you like to leave a message?"

-continued from page 5

Long rods are not the best fish fighting tools. The angler is disadvantaged when fighting fish with a long rod. A fishing rod is essentially a class 3 lever with the angler's hand or elbow functioning as a fulcrum. The fish is at the most advantageous end of the lever and the angler at the disadvantaged end. The longer the rod, the greater fish's advantage, and the more force the angler must apply to move that fish. Shorter rods are just better fish fighting tools.

Shorter rods are also more accurate casting than longer rods. Again, a small error at the grip end of the rod translates to a larger error at the tip and the longer the rod the

bigger the error. So, casting accuracy errors are magnified with longer rods. Accuracy may be very important when casting bass bugs to likely spots or targeting rising trout. Longer rods can be better for lifting line quickly and getting a good hookset when using stillwater indicator methods.

After playing with rods from 6'6" through 11' I just found that I preferred 7'6" to 9' rods for my float tube and kayak adventures in both fresh and salt water. This includes the use of rods designed to cast 2 through 10 weight fly lines. My favorites include a 7'6" 5 wt., 7'6" 6 wt., 7'6" 8 wt., and a 7'11" 9wt. rod. I use a 9' rod when suspending flies from an indicator. Some of my fishing partners have also developed a preference for shorter rods when fishing

from a seated position.

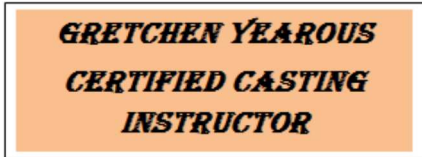
So which length rod should you use when fishing from a float tube, kayak, pontoon, or canoe? Whichever length you are comfortable with of course. Just be aware that choosing a specific rod length without considering other factors may not be a solution to some of the challenges we encounter when fishing and casting from a seated position.

FREE CASTING LESSONS EVERY SUNDAY starting at 9 AM

Join the San Diego Fly Fishers at Lake Murray to cast or improve your skills. Free instruction is available. Bring your own equipment or use the club equipment, available from one of the instructors. DIRECTIONS--Take Interstate 8 to Lake Murray Boulevard. Go north on Lake Murray Boulevard to Kiowa Drive. Make a left and continue to the parking lot next to the boat dock. We are to the immediate right of docks under the large cabana. See you there!

2017 Fundraiser Sponsors

A special thank you to our Sponsors . Please Support them with your business



**San Diego Fly Fishers
2018 Directors**

Larry Sorensen **President**
 Sherry Ashbaugh.....**1st Vice-President**
**Media Coordinator**
 Bruce Harris **Treasurer**
 Mark Hedderson..... **Secretary**
 Bruce Bechard **Co-Programs**
 Jack Duncan..... **Rod Building**
 Mike Gilroy..... **At Large**
 Fred Gregory..... **At Large**
 Lee McElravy **Project Healing Waters**
 Jeremy Ramberg **SWC-FFI Club Liaison**
 Gary Strawn **Conservation**
 Alan Thompson..... **Newsletter**
 Steve Vissers **Membership**
 Paul Woolery..... **At-Large**

Other Chairpersons

Tim Huckaby..... **Co-Programs**
 Alan Thompson **Fly Casting Clinic**
 Lucky Ketcham **Fly Tying Clinic**
 David Collins **Web Master**
 Don Davis..... **Video & Library**

IGFA Contact

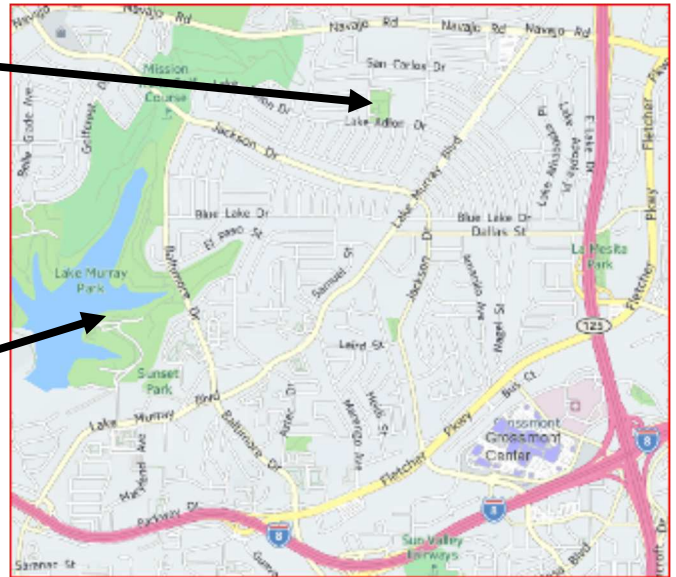
Wesley Woll
 675 S. Sierra Ave. Unit 25
 Solana Beach, CA 92075
 858-481-6386 858-395-9479 cell

Fly Tying Congress
 Thursdays 6:30-8:30

San Carlos Rec. Ctr.
 6445 Lake Badin Ave.
 San Diego, CA 92119

Fly Casting Clinic
 Every Sunday 9 to noon.

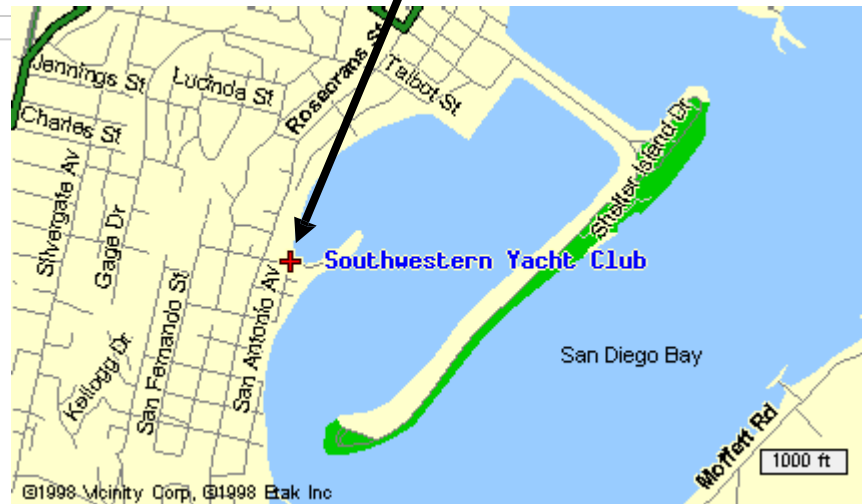
Lake Murray
 Kiowa Dr.
 San Diego, CA 92119



Monthly Programs

First Monday
 7:00 p.m. to 9:00 p.m.

Southwestern Yacht Club
 2702 Qualtrough Street
 San Diego, CA 92106



**Affiliate Club of the
 Fly Fishers International**

Since 1962

Directions from Highway 8 (traveling West) or Interstate 5 (traveling South)

Take Rosecrans exit West to Owen Street
 Turn Left on Owen Street, drive 1 block to San Antonio
 Turn Left on San Antonio, drive 2 blocks
 Turn right onto Qualtrough and follow to SWYC entryway at end of street.

Southwestern Yacht Club
 2702 Qualtrough Street
 San Diego, CA 92106
 (619)222-0438