

# FINNY FACTS

June 2021

## San Diego Fly Fishers

Cleaner Water, Brighter Streams, Better Fishing

Volume 44 No. 06

### Next Club Meeting

June 7th 7:00 pm

Back in Person!

Southwestern Yacht Club

Live Video Presentation:

**Garrett Lesko**

Tying and Fishing

Euro Nymphs



Club Meeting [Zoom Link](#)

Follow all the action on the Club's [Facebook page](#)

Access the Club Calendar [SDFP Calendar](#)

Renew your membership with  
**San Diego Fly Fishers for 2021**

[President's Message](#)

[Speaker Programs](#)

[Happenings](#)

[Feature Article](#)

[Planned Trips 2020](#)

[Fly of the Month](#)

[Casting Corner](#)

[Conservation & Education](#)

[Other Programs](#)

[Southwest Council](#)

[Membership](#)

[Volunteers are Needed](#)

[Fishing!](#)

[Resources](#)

[Sponsors](#)

[Board of Directors](#)

[Tailing Loops](#)

Please send submissions to  
[editor@sandiegoflyfishers.com](mailto:editor@sandiegoflyfishers.com)

# President's Message



**Jim Castelluzzo**  
**May 31, 2021**

[president@sandiegoflyfishers.com](mailto:president@sandiegoflyfishers.com)

On this Memorial Day I want to recognize the sacrifice our men and women in arms have made for our country. I'd also like to recognize our veteran club members for their service and sacrifices made to protect our freedom and democracy. I hope in some way this club with our programs, outings, lessons and outreach has helped in some small way to contribute to the peace that was earned by their sacrifice and those that paid the ultimate price.

The Tug is the Drug. What is it that brought you to fly fishing? That activity that transforms grown men and women into kids again with ecstatic hoots and yells at the excitement of that hook up. The warm memories of your time spent with loved ones. The image of that trout or game fish rising and exploding on your fly. Time stands still. Your cares melt away. You are taken back to a time before Kennedy, Nixon, 911, responsibility, loss, rent, mortgage, bills, the drive to produce, succeed, survive.

My Dad took me on one of my earliest fishing trips but he wasn't a fisherman. He joined the Navy in 1940 at the age of 17 and spent 6 years in the Pacific on a Destroyer Escort as a Chief Gunners mate. Stationed at Pearl Harbor in 1941, he was on convoy when Pearl Harbor was attacked. He survived those years but like most vets, not without wounds. I heard later that most vets all had PTSD, then called "shell shock". He spent the following years working on his career and finding peace and tranquility. He often talked about the night battles on the Pacific. A small boat in a big ocean. Dad was invited by a paralyzed WWII vet coworker to go out on his skiff on the Long Island Sound. We were fishing for fluke and flounder.

Dad only knew the basics and had not cast a line. It is one of my fondest memories of him as I spent little time with him in my youth. We caught some fish, Dad accidentally hooked the vet in the ear on his back cast; we got the hook out and survived the day. But the memory of that day stays with me today as I pursue fish now and recall warm memories of Dad. We all have a story that brought you to fly fishing. What is yours?

Excerpts:

*"Poets talk about "spots of time", but it is really the fishermen who experience eternity compressed into a moment. No one can tell what a spot of time is until suddenly the whole world is a fish and the fish is gone.*

*" My father was very sure about certain matters pertaining to the universe. To him all good things-trout as well as eternal salvation-come by grace and grace comes by art and art does not come easy."*

— Norman MacLean

# Join us!

## Speaker Programs

**June 7th**

**Garrett Lesko!**

**Broadcast live for an in-person meeting at**

**The Southwestern Yacht Club**

Garrett will be going over how to tie an effective euro nymph to elevate your fishing. He will also go over how to fish them effectively in both big and small water. There will be step-by-step deep dives into a number of patterns and what makes them so effective fishing flies. He will be sharing what flies work for him time after time and when to fish them for best results. The course will run approximately an hour with ample time for follow up and questions.



Know of someone who would be a good candidate for speaking to the club?  
contact either [Jim Castelluzzo](#) or [Tim Huckaby](#)

# Happenings

**Reopening of Monthly Club Meetings!** We resume our in-person meetings at the SWYC, Monday June 7th at 7:00 pm. Guest speaker Garrett Lesko will be presenting live via video. Come see some old familiar, and masked, faces!

**In addition to those lucky ones heading to Estero Coyote this weekend, the club also has an outing at Lake Morena on June 19.** Here's a recent update from Gretchen Yearous: Lake was stocked with trout in late April, "some being 7 lbs. Lake is 9% of capacity, water cloudy but still healthy. Warm water species not hitting strong yet... Plenty of shoreline to wade right now. Tube launch \$8 and fishing permits \$5 weekdays, \$7 weekends... The club used to fish Morena a lot in the 90's and up to 2007."

**SDFP Club Conservation Project – Forks of the Kern Trailhead, June 18-20, full details from Tim Huckaby on the next page.**

**SDFP Club Conservation Project – Casa Vieja Work Crew, June 24 - 27. Anyone interested should email Gary [Conservation](#)**

The SDFP Board of Directors supports the following proposed change to the California fishing license regulations.

<https://ccacalifornia.org/california-assemblymember-jim-wood-introduces-ab-817-to-establish-a-365-day-state-fishing-license/>

Please send news, updates, reports, suggestions to be shared on this page. We want this media to serve the club in any way it can.

Editor: [editor@sandiegoflyfishers.com](mailto:editor@sandiegoflyfishers.com)

# Happenings



## **SDFF Club Conservation Project – Forks of the Kern Trailhead June 18-20**

How would you like to be part of a small group that will be the only people to fly fish the Forks of the Kern for 2 years?

Now, before you get too excited and tell me you are in, understand there are “taxes” to pay on this one. There is no cost to this trip. The first “tax” is that the trip is scheduled for Father’s Day weekend, June 18-20.

As you probably know, last July the cedar fire basically burnt from the forks of the kern trailhead for over 30 miles upriver to the eastern side of the sierras in the headwaters of the main stem, north fork of the Kern River. Because of the damage the Wester Divide Ranger District closed the entire Upper Kern river until Spring of 2022.

For 9 months, I have been working....errr pitching the Ranger District to help them on a conservation project. It took a lot of red tape to get through on their side. And we are finally blessed for a “go”. Working with the rangers, we are going to install the “Welcome to the Golden Trout Wilderness” sign the club purchased last year that was due to be installed just 2 weeks after the fire started. We are also going to help them do trail repair on the first 2 mile section of the forks of the Kern Trail. Yep, that is the infamous 2 mile descent / ascent section. It will be 6 or so hours of work each day, rewarded by getting to fly fish the Upper Kern river in between.

### **The plan:**

#### **Friday, June 18th**

We’ll meet in Kernville late in the day and make the 30 minute drive on Mountain Highway 99 to the gate at Mtn Road 22S82. We’ll be provided a gate code to get in. we’ll drive in as a group. It’s ~15 minutes from the gate to Lower Peppermint CG where we’ll spend Friday night.

#### **Saturday, June 19th**

- Saturday morning we’ll get a briefing from the Rangers about the project with some discussion about hazards on the road between Lower Peppermint CG and the trailhead. Then we’ll will travel together as a group of cars and trucks to the trailhead.
- Saturday work until ~2-4pm; We will carry and drop our backpacks as we work down the trail.
- At the end of the work day we’ll gather tools and debrief at bottom of the trail. The SDFF group will camp near the confluence of the Little Kern River and the Main Fork of the Kern. We’ll fish until the sun goes down, eat and crash.

#### **Sunday, June 20th**

- The SDFF group will sneak some fishing in the morning.
- We’ll meet the rangers at the bottom of the trailhead where we have stashed the tools. We’ll work on the trail until ~3pm. We’ll gather tools and debrief

# Happenings

## **Option 1 (for normal humans):**

Hike out, join the caravan of cars and trucks with the rangers to be escorted out the gate and drive home.

## **Option 2 (for normal humans that would rather camp than backpack)**

There is a non backpacking / camping only version of this project. it might be super fun for those that love creek fishing for native wild trout. Lower peppermint campground sits on peppermint creek. It's famous. It's a tributary to the north fork (main fork) of the kern. It's sports both the kern river rainbow, but also the highly elusive little kern golden. When I have camped in peppermint I have peeked in that creek in the mornings before rushing off to the forks and said to myself, "holy cow I can see trout in there." I have never fished it. I know people who have successfully. It's a totally wild and overgrown creek. It's bushwhacking and I bet it gets steep and "waterfall-y" as you work down river. I have no idea about up river. There may be meadow fishing which would be epic. It's worth a little research. You'd camp both nights in Lower Peppermint campground.

**Option 3 (for nut cases like me, Warren, Bruce, etc.):** Cross the river with backpacks on and camp another night getting a huge stretch of fishing in. I have been watching the river like a hawk for months. I have already fished the JDB section twice this spring. The river has been falling for weeks and almost crossable now at 350CFS. That is the lowest level in may I have ever seen on the Kern. It might have been a 60% snowpack year in the northern sierras. But, I'm told the southern sierras took a 20% year.

We are not legally allowed to stay down on the West / North side of the river without the Western Divide Ranger District. But, we can legally stay on the East / South side of the river. Monday, We'll hike out on the rincon trail 6 miles to the Johnsondale bridge trail. We'll fish and camp another night there. Tuesday morning we'll hike out the 4 miles along the river to the Johnsondale bridge. My truck will be stashed at the bridge parking lot to do the logistics of getting this group to their cars for the drive home.

Interested? Obviously, this trip is for the fit who are willing to hike/backpack.

Email me at [TimHuckaby@hotmail.com](mailto:TimHuckaby@hotmail.com) and I'll get you on the myriad of planning emails and virtual meetings involved to pull this off. FYI, Western Divide will allow a max group of 8 of us.

BTW, this conservation project is the weekend before Gary Strawn's annual fence-fixing mission to Kennedy meadows. Which is almost directly on the other side of the Sierra from the Forks. For those with the time, it would be easy to combo both projects by way of short drive over the mountain on Sherman Pass.

# Feature Article

## Upper Kern River: Backpacking up river from the Johnsondale Bridge

By Tim Huckaby, April, 2021

*"Within 5 minutes I had a 14" Kern River rainbow rise up and smack it within 100 feet of camp."*

I am obsessed with the Upper Kern River. I love it. I call it my "home waters". If you read on this site, you know that. I literally check the flow of the Upper Kern River above Fairview Dam (the very first dam the water sees) every day of the year. The flow rate is a great indicator of how well it fishes. Above Fairview Dam, The Upper Kern River fishes really well below 250 CFS, Good to 400, and then above 500 CFS it gets dicey. And it gets dangerous. When the river is above 350 CFS it is not crossable safely, let alone without swimming.



Well, as you'd imagine with Spring runoff coming, I have been watching the Upper kern river flow like a hawk. I fished it right as the pandemic got bad last year at the end of April. There is no Covid in the wilderness of the Sierras. I read the article I wrote a year ago and got excited about doing it again. In the beginning of the week the river started rising significantly surely signifying the runoff had started and wouldn't back down until June. I resigned myself to the fact that I just would miss the spring window to get in there and have to wait for the runoff to end to get in there in the summer.

This, coupled with the fact that Forks of the Kern Trail (and most of the area that the Western Divide Forest District Manages) will be closed until Spring of 2022 made me really bummed. All that forest is closed as a result of last year fires.

But.... Tuesday the river started falling and continued to fall for 3 days. On Thursday morning, April 15<sup>th</sup> the river was below 400cfs. that is pretty much ideal for end of April. So, I made the executive call to play hooky from work on Friday and do a 3-nighter with the backpack. I plowed through LA, drove to the Johnsondale Bridge (JDB) on Thursday night and crashed in my truck. I hiked in Friday morning. It was bitter cold. My plan was to fish hard for a couple days then hike out Sunday morning.



## Feature Article, cont.

It was so last minute. I'm at a stage in my life and career where I can do the last-minute thing easily. But, not everyone has that luxury and although I asked a few of my fly fishing buddies there was no one who could pull it off so last minute so I did it alone. It's not the first time I have backpacked alone. I now have many nights alone in the wilderness under my belt. Safety wise, it's not ideal, but I do love an occasional few nights in the wilderness to clear my head. Yes, I carry a Garmin InReach Satellite Communicator and I pay for a plan that if I get hurt, the cavalry will come get me with a press of a button. But, I have never used the device other than texting my buddies how awesome the fishing is... oh, and to tell my wife Kelly that I'm safe and having fun.

I was torn on my plan on where to camp / how far to hike. Last year I camped with the boys (Jason and Joey) close to what is affectionately called "teacups". It's an impressive water slide / falls. That is about 2.5 miles from the bridge. I'm a planner so not having a specific plan on where I was going to camp is not like me. Also, I was not that familiar with the primitive sites farther up than 2.5 miles. I know the 8 miles of river up stream from the confluence of the Little Kern River and the North Fork of the Kern like the back of my hand. That is where the Forks trail goes. That confluence of the 2 rivers is ~14 miles upstream from the JDB. But, I did not know the JDB stretch after 3 miles that well. I remembered a decent primitive site around 4 miles that I was going to target. I was going to make my decision based on seeing rises in the river (I did not) and how strong I was and if I could find that perfect site to guarantee seclusion. I didn't know it at the time but I could have guaranteed seclusion at the 3 mile mark.

Most day hikers target the teacups at 2.5 miles if not sooner. Most non fishing hikers hike through to the Rincon trail at the 4 mile mark.


Well, when I hit the sign for the Rincon Trail I was feeling really strong. But, that is where the river trail ends. In the back of my mind I remembered a primitive site close to the river under a tree from where I had fished last year. When I got to it, I was not that impressed. It was exposed in bare sand and close the trail. Honestly, I should have stopped there and camped. I'd guess it was about at the 4.25 mile mark. I didn't know it at the time, but that is the last primitive site on the river. I also didn't know exactly how long you could go. But, I knew there was a finite end soon.

So I pressed on. and it was nuts. I bushwhacked and rock-climbed along the river with 45 lbs on my back another

full mile after the trail ended. To river I had not seen before.

I kept going until I could go no more...solid granite walls going 200 feet high and 10 foot deep water in front of me with no way to cross the river. There was no primitive site and I was exhausted. My devices said I had travelled over 5 miles from my truck parked on the JDB bridge. I couldn't go back for many reasons: it was sheer hell with that backpack on just to get upstream where I was. But, mostly because at one point I had to slide down 10 feet of polished granite saying, "I'll worry about getting back up that thing with a backpack on in a couple days". Then I said to myself, "There cannot be many 59 year olds who could do this...let alone want to."

So I had to make a primitive site just a couple hundred feet short of where I could go no farther. Which will be underwater in a month or so. While I was clearing brush and willows in the river sand close to the water line where there was just enough room to put my tent up, a salmon fly crawled on my arm....what?! then I started looking at the willows...there were salmon flies everywhere...then up in the air! I panicked thinking, "Oh my god do I have any salmon fly patterns with me." I had tied a bunch about 10 years ago but I didn't know if I had them with me. I was possessed thinking about it while I set up my tent resigned to the fact I wasn't going to look until I got my tent set up. Or else I'd get too excited, start fishing, fish until dark and have to deal with setting up camp in the dark. When I got to looking....Yes! I had three salmon fly patterns.



The Salmon fly is a huge Stonefly. It lives underwater during its early life stages and is extremely sensitive to pollution. If the water has any assemblance of pollution or chemicals, the salmon fly larvae will die. So, the sight of many salmon fly adults means the Upper Kern River and the ecosystem it supports are healthy and clean.

*(To be continued, and maybe updated for June...)*



# Planned Trips 2021

## **June 5-12** Estero Coyote, Baja Sur

Email [Kai Schumann](mailto:kai.schumann@sandiegoflyfishers.com) with any questions,

- June 19** Morena Reservoir
- July 11** Shorepounders, North Torrey Pines Beach
- Aug 15** Lake Hodges
- Sept 11** Shelter Island, San Diego Bay
- Oct. 3-9** La Ventana, Baja Sur
- Oct. 16** Lake Cuyamaca
- Nov. 14** Tidelands, San Diego Bay
- Dec. 18** San Vincente Reservoir



See Kai about getting your very own SDFF mug!

For more information Please contact **Kai Schumann**

or look for details in *The Indicator*.

Questions? Contact us at [outings@sandiegoflyfishers.com](mailto:outings@sandiegoflyfishers.com)



# Fly of the Month



## Dave's Micro Hopper

Last year I was fishing some off-the beaten trail spots on the South Fork of the Kern river and walking to the river I was shocked by the sheer number of size 14/16 baby hoppers flying around. Looking in my box, I only had large adult hoppers. So, I decided to cook up a micro hopper recipe. The fly had to have a thick body, be buoyant (and low maintenance, I didn't want to dry dust it and re-gink it after each fish), have a bright post for me to see when I bomb out 540 inches of cast. I believe this fly checked all those boxes. I've given a few of these out to friends and they have all come back asking for more and my experience with it has been similar. I think you'll find it's a winner and deserves a place in your tacky dry fly box.

### Materials:

**Hook:** Size 14 Dry Fly Hook, I like Ahrex FW 501. But any barbless dry fly hook will work. It needs to be barbless, as I've tied it on a barbed hook and the take ratio was like 1:10 with a barb. They just don't like barbs. It's Science.

**Thread:** I'm using black, but it doesn't really matter. Any of the camouflage colors will work, brown, olive, black.

**Body:** Hareline Ice Dub in Olive brown, it's got a little flash and the right color and doesn't absorb water.

**Wing:** Deer Hair, I prefer when a deer maintained a strict organic vegetarian diet. The hair is much nicer.

**Sighter:** EP Trigger point fibers in UV Pink. I think pink stands out the best, and I'm always supporting Breast Cancer awareness.

**Head:** 2mm Thin Fly foam, Tan color

**Legs:** Hareline Grizzly Micro Legs, Smoke in color. Fun fact, the name of the Micro Hopper comes from the size of the fly and not that it's tied with micro legs.

### Step 1:

Secure the hook in your vice and start your thread. It's important to cover the hook shank in thread so the foam doesn't twist.

### Step 2:

Cut your foam into 3/16"-1/4" wide strips. This seems to be the right width for a proper micro hopper head. You'll want to cut a taper into the strip before you tie it on the shank.

### Step 3:

Attach the foam strip starting at the eye of the hook and working back. The end of the taper should be at the end of the shank as shown in the photo below.

### Step 4:

Bind down the foam, but not too tight. I think a little extra buoyancy never hurt anyone. You'll want to make sure there's enough space at the eye to do a whip finish. Don't crowd the eye.

# Fly of the Month

## Step 5:

I created this step for all you heavy dubbers out there, You know who you are. It's time for you to shine! Create a thick dubbing noodle. The body should be milkshake thick. Leave some room for the wing and head.

## Step 6:

Take about a 1/3 the size of a pencil stack of deer hair. Stack it in a stacker and tie it in. The hair tips should extend just past the bend of the hook.

## Step 7:

Tie in your sighter material. This step is optional for those who have laser vision, but I find it helps locate the fly. I like leaving it long and trimming at a later stage.

## Step 8:

Get that dubbing back out and finish off dubbing the head. This should be roughly the same thickness as the body. Leave your thread at the base of the wing.

## Step 9:

Pull the foam over to create the head of the fly. If you bind the foam down at the base of the wing, the foam will splay the deer hair out, creating a wing and will aid in floatation.

## Step 10:

Time to trim. Trim the sighter material and the excess foam.

## Step 11:

The micro legs come in long strips. Take a long strip and cut it in half, this is the right length for minimal waste. Tie the legs in on one side, with the leg just longer than the wing. It really only takes one or two turns of thread to hold it in place. (The leg looks a lot longer in the picture, but that's what photographers call forced perspective.)



Pro-Tip: Forced Perspective also works with fish pictures, as any Instagram influencer will tell you.

## Step 12:

Loop the leg around to the other side and match the leg length. You'll want that "loop" of leg up front. It'll come in handy. Trust me.

## Step 13:

This time take a small, I said small! Dubbing noodle to cover the thread that's holding the legs in place. It's not a necessary step, as I don't think the fish care, but it looks better. And if it looks good, you feel good, and if you feel good, you'll fish good. Treat yourself.

## Step 14:

Flip that leg loop back and whip finish the fly at the eye of the hook. Not having legs getting in the way will make this task 13.6 times easier. I've tried it both ways, and this is the way to go. See I told you it'd come in handy.

## Step 15:

Pinch the loop and cut to length. This way both front legs will be the same length. Trim the back legs if needed.

## Step 16:

The fly is done. Admire your hard work.

## Step 17:

Tie it on a 9' 6x tapered leader and your favorite dry fly rod, like the Scott G-series rod, and cast it at a hungry trout. The trout will appreciate the time you put into crafting such a marvelous fly and that you followed directions. You'll likely catch a personal best trout, but I cannot provide a guarantee at this time.



Dave's Micro Hopper Eater

# Casting Corner

## San Diego Fly Fishers Casting Program 2021

We are pleased to announce our casting instruction program for 2021. 2020 was a challenging year in many respects and as we look forward to this coming year, we appreciate everyone's patience as we have had to make adjustments to our casting programs.

**Sunday fly casting instruction is back** at Lake Murray with [Alan Thompson](#) at 9:00 am.

In the meantime, if someone has a question or a trip planned and needs some assistance please email me at the email address below to discuss. I am often able to provide private or semi-private instruction.

**Casting Skills Challenge Program:** The FFI has reintroduced a program they call the Casting Skills Challenge. It is designed for the experienced beginner caster as well as intermediate and advanced fly fishers. It is meant to be a fun way to study, practice and challenge oneself in a progressive fashion. We will be offering this program to SDFP membership in 2021. More information on the program can be found on the FFI website.

Several of our club members have been working on completing the FFI Fly Casting Challenge Program. Recently **Keith Darlington** successfully complete all three levels, Bronze, Silver and Gold. Also, **Rick Johnson** completed the requirements for Bronze. Congrats to both Keith and Rick!

**Intermediate Casting Clinic:** I will plan to hold it later in the year. We will limit attendance to ten. Times and dates will be published when determined.

For questions please contact: [John Wylie](#)

# Conservation & Education

Russell Barabe is the California Department of Fish and Wildlife (DFW) Cold Water Fisheries Biologist working out of the San Diego Office. He is a good friend of our club and we try to support his conservation efforts whenever we can. Recently he made a request that could prove interesting and fun for some intrepid SDFE volunteers. As many of you know, we have been participating with the South Coast Steelhead Coalition to identify, preserve and expand the few remaining populations of native trout (steelhead) in Southern California.

While that work is ongoing, DFW wants to monitor the existing population. Being a "one man band", Russell can use help. He is looking for some volunteers to carefully fish some of these known locations and weigh the fish caught before releasing them. I would like to set up a short on-line training session with Russell to go over fish handling protocols and the Club will provide a digital scale. Most of the locations of interest (listed below) are just north of L.A. and require some hiking.

If you are interested contact me at: [conservation@sandiegoflyfishers.com](mailto:conservation@sandiegoflyfishers.com)

Thanks and lets go fishing.  
Gary Strawn SDFE Conservation Chairman

## **Ventura County**

- Piru CreekBuck
- Creek Tributary
- Gold Hill Area
- Sespe Creek

## **Los Angeles County**

- San Gabriel River
- West Fork:
- Upper West Fork
- Bear Creek
- North Fork
- East Fork
- Iron Fork
- Fish Fork
- Cattle Canyon

## **Orange County**

- Cold Water Canyon
- San Diego County
- West Fork of the San Luis Rey River



Please continue to support SDFE and our conservation, education and outreach programs with your participation and donations at our fundraising events. You make all this possible.

**If you know of a good conservation project that needs some support, please share your ideas with the committee.**

Gary Strawn  
[conservation@sandiegoflyfishers.com](mailto:conservation@sandiegoflyfishers.com)

# Other Programs

## Project Healing Waters

**Due to current restrictions, program is dark until further notice**

Project Healing Waters (PHW) Fly Fishing is dedicated to the physical and emotional rehabilitation of disabled active military service personnel and disabled veterans through fly fishing and associated activities including education and outings. San Diego Fly Fishers (SDFF) is proud to be a local affiliate of PHW. Our San Diego based program, serves veterans locally by providing opportunities to learn fly casting, fly tying and fly fishing. We are a service organization and are pleased to offer opportunities to our veterans to help them find out more about the arts associated with fly fishing. If you are looking for a good way to contribute to our veterans and your Club, please let us know.

Help us find Veterans in Need!

If you know a disabled veteran who would benefit from spending some time with us please contact [Lee McElravy](#)

Please look at our Club's PHW Facebook page. <https://www.facebook.com/PHWFF.SDFF/>

## Rod Building

**Stay tuned for when classes will resume**

Space will be limited to ensure quality time for each student.  
Dates will be announced in the *Finny Facts*.

In the interim, if you are beginning your own project and would like some advice or recommendations, please free to contact [Jack Duncan](#)

## Women's Program

More information about future events as they become available. It will be posted here and on **Facebook** and **The Indicator**.

Contact Brooke Sargent, [Women's Program](#)



**FLY FISHERS**  
INTERNATIONAL

**1ST ANNUAL**  
**WOMEN'S**  
**FLY FISHING**  
**MONTH**



**FFi**   
**WOMEN**  
**CONNECT**

[WOMENCONNECT@FLYFISHERSINTERNATIONAL.ORG](mailto:WOMENCONNECT@FLYFISHERSINTERNATIONAL.ORG)

### JUNE 2021 EVENTS

JUNE 1-28: Online Auction & Fundraiser for FFI Women Connect Council Liaisons-Beatty Wall Hanging Quilt

JUNE 1: FFI WC Women's Fly Fishing Month Kick-off Panel

JUNE 5-12: Women's Trip to Baja with Gary Bulla

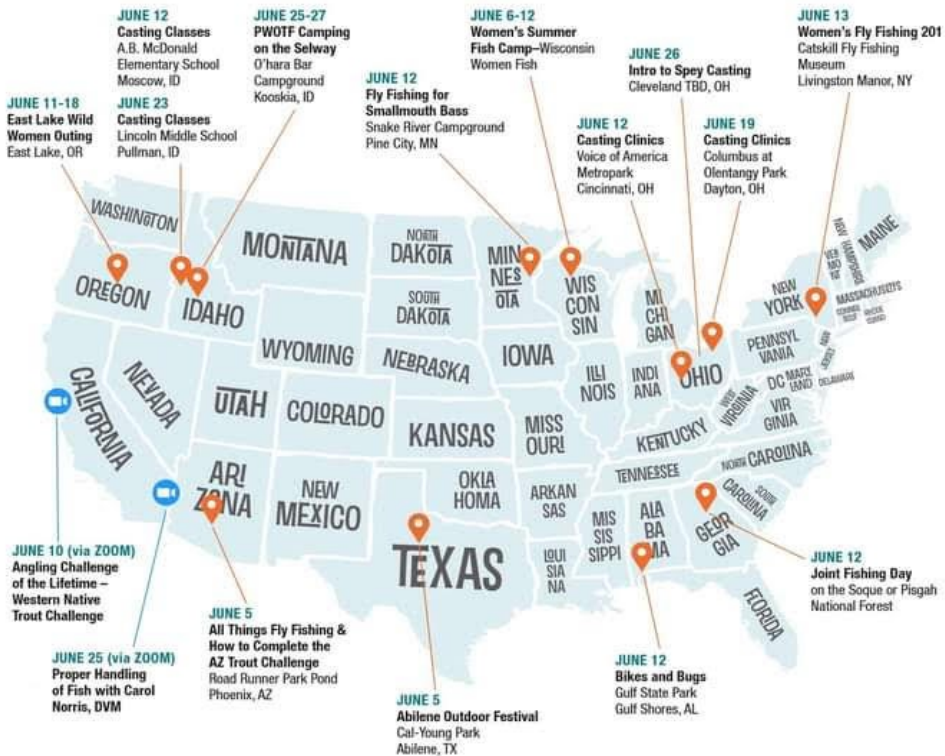
JUNE 6-12: Women's Summer Fish Camp-Wisconsin Women Fish

JUNE 8: Fly Tying with Kathy Crofts-North Fork Special

JUNE 15: Fly Tying with Cheryl Cline-Tying Flies from Materials around the House

JUNE 27: April Archer-owner of Sara Bella Fly Rods

JUNE 28: Women's Fly-Fishing Month Slide Show-Photos from June Activities



Check out programs on <https://www.swcffi.org/>

The **San Diego Fly Fishers** is affiliated with the **Southwest Council of Fly Fishers International (SWCFFI)**. [John Wylie](#), Representative

For more information or to join FFI visit: <https://flyfishersinternational.org/>

# Membership

## PLEASE REMEMBER TO RENEW YOUR MEMBERSHIP

**Ready to renew your membership with San Diego Fly Fishers?  
Please support your club by planning to renew for 2021**

Regardless of current conditions we still plan an active year with monthly outings  
zoom meetings talking about fishing and having fun.

**Don't miss out! Join or renew!**

You can renew your membership on-line though the SDFF website, or you can renew in person at  
our monthly programs; or you can download an application on our website and mail a check to

**SAN DIEGO FLY FISHERS  
C/O Stroud Tackle  
1457 Morena Blvd  
San Diego, CA 92110**

[Renew online](#)

Contact: [Alan Thompson](#)

Or Renew at the next Monthly SDFF Meeting

SDFF has four membership levels

Individual.....\$40

Family.....\$50

Individual Military.....FREE (Active Duty Only)

**Renew your membership (or your family's). It's simple.**

On-line at [sandiegoflyfishers.com](http://sandiegoflyfishers.com) then follow the instructions.

Thank you,  
Alan Thompson  
Membership



# Volunteers are needed

San Diego Fly Fishers is a service organization.  
So please ask yourself...

“What service can I provide to my Club”?

## Service Opportunities

### Fishing Outings

This is a chance to help run a fishing outing for Club members. We are seeking volunteers to organize a day of fishing on our local waters. It's fun and easy. Pick your favorite water and contact [Kai Schumann](#) and we will help you get started.

- ◆ Pick a local lake
- ◆ Pick a location for the bay
- ◆ Pick a location for the surf

The whole idea is to involve more members in creating fishing events and get us on the water monthly.

### Fundraising

- ◆ We need 2 or 3 more volunteers to help serve on the committee
- ◆ Contact: Warren Lew [fundraising](#)

Greeters are needed at our Monthly meetings!

We are planning to have 2 or 3 greeters at each event to help new people into our Club. It's a great way to serve the Club and meet new Flyfishers.

Please contact [Jim Castelluzzo](#)

### Project Healing Waters

- ◆ Help with this important program that serves Veterans in need.
- ◆ If you know of a Veteran in need Please let us know!
- ◆ Contact: [Lee McElravy](#) to learn how you can contribute.

### Women's Program

- ◆ Please contact Brooke Sargent [Women's Programs](#) for information and way to get involved.


# Fishing!



Clint Williams on the Green



Jim Smith on the East Walker



The Prez's big Barrett Bluegill



John Ashley's first carp at Henshaw



Kai cooked lunch for the hungry anglers at the club's May 15th outing at Bayside Park in Chula Vista with his totally tricked out smoker/grill and pizza oven!



Jennifer's Florida redfish

**Please share a picture of your catch! Attach in an email to [Sandiegoflyfishers.com](mailto:Sandiegoflyfishers.com)**

# Guides and Resources

San Diego Fly Fishers does not endorse or recommend any particular Guide or Business. This Information is intended to provide the reader with known providers of services related to fly fishing in our local area and in California. This is not intended to be a complete list of available services.

## Guides

Eastern Sierra:

[Sierra Drifters](#)

[Sierra Troutdoorsman](#)

[Pat Jaeger Fly Fishing](#)

[Kern River Fly Shop](#)

Northern California:

[Acosta Fly Fishing](#) (Steelhead)

[Fine and Far Fly Fishing](#) (Steelhead/Spey Trips)

[Baiocchi's Troutfitters](#)

San Diego Bay/Surf/Lakes:

[Conway Bowman](#)

[Alex Cady @ Fly Stop](#)

Fly Fishing Equipment:

[STROUD TACKLE](#)

[THE FLY STOP](#)

[Flies by Favorite](#)

## River Flows and Reports

[Dreamflows](#)

[USGS Flows](#)

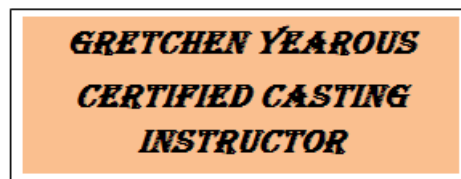
[California Data Exchange](#)

[Lower Owens River](#)

# Thanks for supporting San Diego Fly Fishers



Bob Berry Fish Carvings



**We need your help getting rid of Carp at Lake Cuyamaca!**



CARP ANGLERS WANTED, CONVENTIONAL ROD AND REEL, SPEAR, OR BOW

- KILL A CARP and FISH FOR FREE!

# Board of Directors

## San Diego Fly Fishers Board of Directors 2021

James Castelluzzo	<a href="#">President</a>
Vice President	vacant
Andrea Rae	<a href="#">Treasurer</a>
Mel Ochs	<a href="#">Secretary</a>
Alan Thompson	<a href="#">Membership</a> <a href="#">Sunday Fly Casting</a> <a href="#">Communications Coordinator</a>
John Ashley	Youth Programs
Tim Garcia	At large
Bruce Harris	<a href="#">Editor Finny Facts / Indicator</a>
Mark Hedderson	<a href="#">Speaker Programs</a>
Tim Huckaby	<a href="#">Fundraising/At large</a>
Warren Lew	<a href="#">Women's Programs</a>
Brooke Sargent	<a href="#">Outings Coordinator</a>
Kai Schumann	<a href="#">Conservation</a>
Gary Strawn	<a href="#">Casting Program Instruction</a>
John Wylie	<a href="#">SWC-FFI Liaison</a>
	<b>Committee Chairpersons</b>
Jack Duncan	<a href="#">Rod Building</a>
Lucky Ketcham	<a href="#">Fly Tying Congress</a>
Lee McElravy	<a href="#">Project Healing Waters</a>
	<b>Web Master</b>
David Collins	<a href="#">Internet Resources Admin</a>

## The Indicator

Emailed twice a month with updates and breaking news!  
Make sure you are on the list to stay informed.

Follow SDFF adventures and news our FACEBOOK page. Post your own adventures and pictures.

[San Diego Fly Fishers](#)

The Board meets at 6:30 PM on the last Monday of each month at the San Diego River Park Foundation Office on Pacific Hwy. (Currently held on Zoom.)

For Directions to all Club Meetings, Clinics and Fly tying classes visit our website at: [Activities Maps](#)



## Tailing Loops



Fishing in the bay, I've had a few "hitchhikers" over the years, a halibut or corvina that latches onto a small bass begin pulled in. It always comes as a surprise (to both me and the poor bass, being pulled from two directions). A couple of times, I've had a stingray follow a hooked bass up from the bottom. The first time I saw this, it was actually two or three rising a few feet below the struggling bass, and I noticed what they were up to: as the hooked fish fights against the line, it often coughs up whatever it has recently eaten, and the stingrays calmly follow along like pigeons trailing an old man in the park with a bag of popcorn.