

Membership Renewal

Date__

First Name _____ Last Name _____ MI _____

- D Individual Membership - \$40.00
- D Family Membership - \$50.00
- D Military Membership - \$25.00 (Active Military only)
- D Military Family Membership - \$35.00 (Active Military only)
- D Change of Address or Email Address

New Address _____

City _____

State/Zip_____

Email _____
Please Print Clearly)

PRINT THIS PAGE then

Either:

RETURN THIS PAGE TO A MONTHLY MEETING WITH YOUR DUES

OR MAIL THIS FORM AND YOUR CHECK TO:

**SAN DIEGO FLY FISHERS
10601-G Tierrasanta Blvd #327
San Diego, CA 92124**

By using this form you save your club the expense of mailing a renewal form, can save you money if you renew in person at a club meeting, and this is the green alternative.

FINNY FACTS



San Diego Fly Fishers

Cleaner Water. Brighter Streams. Better Fishing.

November 2015

Volume 38 No. 11

This Month's Speaker
Sandra Jacobson, PhD
Coalition Coordinator



South Coast Steelhead Coalition- SDFF Continued Support for Conservation

Our speaker this month is Sandra Jacobson who is the South Coast Steelhead Coalition Coordinator. She will talk to us about ongoing steelhead recovery projects in our area.

Sandra has been with CalTrout since 2014 working with the South Coast Steelhead Coalition participants to recover endangered steelhead and restore their habitat in Southern California. With a doctorate in genetics and a penchant toward science-based conservation, she brings to this conservation effort a background in experimental and applied biology, strategic planning and project management in academics and industrial R&D.

This issue is focused on the South Coast Steelhead Coalition (SCSC) with a short bio of the local Cal Trout coordinator Sandra Jacobson to the immediate left. There is an overview to this coalition that is found on **page 3**. A list of coalition members can be found on **page 8** (note, the name enlargement and bold underline was done by this editor on purpose). Finally, there is a column that is a brief explanation what is SCSC also found on **page 8**.

The members of this club have demonstrated their commitment to cleaner water and brighter streams by volunteering to measure biotic and abiotic factors that can be found in the San Luis Rey River watershed.

With any luck, this winter might bring the end of the severe drought that has affected all Southern California streams and see the return of the steelhead.



Inside

- President's ReportPage 3**
- S.C. Steelhead Coalition. Page 4**
- Jack's Class.....Page 5**
- Stroud Banquet..... Page 6**
- Fly of the Month.....Page 7**
- Extra.....Page 8**
- Stroud NominationPage 9**
- Activities..... Page 10**
- Vendors..... Page 11**
- Interclub Tournament ...Page 12**
- Eastern Sierra Report....Page 13**
- Funny Page.....Page 14**
- Awards.....Page 15**
- Board Information..... Page 16**

Next Meeting

Monday, November 2, 2015
7:00 pm
Southwestern Yacht Club

See next page for Pre-meeting Clinics and Classes



November

- 5th Casting Instruction at Lake Murray at 9:30 am
- 18th- Evening program at VA Hospital at 630pm
- 19th- fishing outing at Los Wil-lows, Fallbrook at 9:30am

December

- 15th- Fishing at Santee Lakes
- 16th-*Special* Evening program at VA Hospital at 630pm

**Don't Forget
Next Month's Meeting
3rd Annual
CLEAN OUT YOUR CLOSET**

**The Final Tally from the
June Annual Raffle and
Auction
\$12,877.54 NET
Great job, Bruces**

"The best fisherman I know try not to make the same mistakes over and over again; instead they strive to make new and interesting mistakes and to remember what they learned from them."

John Gierach "Fly Fishing the High Country"



The busiest time of the year is rapidly approaching with commitments to friends and family for Halloween, Thanksgiving, and Christmas. We will have many activities during this time including Project Healing Waters (PHW), fly casting, fly tying congress, plus December's Clean Out Your Closet Raffle and Auction, and the Stroud Banquet. Be sure to read the Finny Facts and the Indicator for the latest information.

This month's speaker is **Sandra Jacobson** from Cal Trout's South Coast Steelhead Coalition (SCSC). She will bring the latest information and projections concerning this endangered steelhead (see next page). This is a critical local program that we have supported with man-power, led by **Gary Strawn**, by collecting data from the San Luis Rey River watershed. This promises to be a very educational evening.

PHW is fully operational on the 3rd Wednesday evening after being shuttered due to construction at the VA Hospital. **Art Reifman, Paul Woolery, and myself** worked closely with the veterans last night. There are more activities the next two months (see page 1) including an outing on December 15th at Santee Lakes during their trout season. As always, volunteers are greatly appreciated to meet the needs of so many deserving veterans.

December 7th, Pearl Harbor Day, will be the 3rd annual Clean Out Your Closet. Help **Lew Walsh** stay married! Let's buy all of the donations that is filling his garage. Speaking of **Lew**, he has asked me NOT to include additional door prize coupons in the Finny Facts.

Shout-outs are in order. **Bruce Michaels** is providing leadership in helping to add new

members to the Board of Directors plus developing Pre-Meeting activities. **Jack Duncan** for teaching the Rod Building class that has been meeting at the San Carlos Recreation Center and will give a demonstration prior to the November meeting. **John Adamez**, a Certified Casting Instructor, is a new member who is volunteering his time to the Sunday morning casting program at Lake Murray and will help re-establish the mentoring program. Welcome Aboard, John.

The Southwestern Yacht Club has proven to be an outstanding venue for our monthly meeting (microphone SNAFU not withstanding) and, by holding Pre-Meeting activities, gives our club more versatility. This month **Bruce and Bruce** will hold another session of cribbage, **Jack** the demo mentioned above and, as always, the Eating Clinic. There are many possibilities and what we need are your ideas.

Many of you know what a challenge it is to produce the Finny Facts on a monthly basis but to add the President's Report can be almost overwhelming, therefore, I will offer another picture taken by **Bob Pharoah** which features me holding a large Yellowstone Cutthroat while I am fashionably attired in what can be described as "Hopelessly Homeless".



Thank you for your support.

Bratwursts are available for purchase at COSTCO Warehouse stores.



Thank You for your support of Project Healing Waters- Fly Fishing

**Pre-meeting Clinics
6:30-7:00 PM**

Jack Duncan will be presenting a demonstration of Rod Building prior to the next meeting. Watch the hands of a master craftsman at work.

Bruce Michael-bring your cribbage boards to the SWYC pre-meeting patio experience, cigar aficionados and non-smokers welcome.

South Coast Steelhead Coalition

Long-term Goals:

- Re-establish stable steelhead populations in the high priority watersheds in San Diego and Orange Counties by:
- Providing access to high quality historic spawning and rearing habitat by removing fish passage barriers.
- Mitigating other threats to steelhead recovery through non-native species removal and sediment control, improved water quality and habitat.
- Gaining further knowledge of native rainbow trout populations of steelhead lineage in southern California and their habitat requirements.
- Planning for environmental challenges of fire and drought, and climate change.

- Submitted eight grant proposals in 2014 for project implementation.
- Participated in public outreach events and salmonid conference to increase awareness of steelhead issues and solutions in southern California.



Hosted Coalition website, Facebook page and other social media.

What We Will Achieve in 2015-16:

- Empower the Coalition to accomplish projects that enable fish passage, decrease non-native species impact, improve water quality and quantity, and protect native trout in high priority steelhead recovery watersheds of the South Coast region to ultimately promote recovery of the endangered Southern California steelhead.

- Work with Coalition partners to remove fish passage barriers on high priority steelhead recovery watersheds to provide access to upstream spawning and rearing habitat.
- Remove non-native aquatic species such as bass, crayfish, and bullheads in targeted areas of high priority steelhead recovery watersheds.
- Develop partnerships with local stakeholders and agricultural operations to improve water quality and water conservation through upgrading irrigation systems and nutrient best management practices.
- Hold public outreach presentations that educate the public in California’s water challenges, drought, climate change and impact on endangered steelhead.
- Preserve fragmented native rainbow trout populations of coastal steelhead lineage through populations surveys, genetic analysis and habitat assessment.

Promoting conservation stewardship and steelhead awareness in the local community through public outreach events and social media.

Recent Accomplishments:

- Facilitated coalition capacity-building and operations including a multi-year Strategic and Implementation Plan.

Coalition Members listed on Page 8

**Fly Tying Congress
Every Thursday 6:30-8:30 PM**

Join the San Diego Fly Fishers at San Carlos Recreation Center at 6445 Lake Badin Ave. in San Diego. Instruction to create your own fly is available. Bring your own equipment or use the club equipment, available from one of the instructors.
DIRECTIONS--From Interstate 8 take the Lake Murray off-ramp and drive toward Lake Murphy. Travel on Lake Murray Blvd. for 1.6 miles and turn left at Lake Adlon Drive (1st corner past Jackson Drive). Go three blocks and the Recreation Center will be on your right.

Education

Jack Duncan's Rod Building Class at San Carlos Recreation Center- In Pictures *(from A. Thompson's iPhone)*



Jack Duncan's class has started their quest to building their fly rods. **Above**— **Frank** has a question about the long cylindrical item in his hand AKA a blank **Right**— **Lew, Jim** pay close attention to **Jack** as he measures the spacing distance for placing the guides **Below**— **Lew and Frank** listens to **Jack** as he points to box containing supplies the class will need to complete their job. **Bottom Right**— The hands of the master rod builder, **Jack Duncan**, as he wraps a guide on his rod blank. Good luck class and be sure to bring the final product to a meeting.



Stroud Banquet

Recognizing the accomplishments of the club and individual members who have made a difference.




When: TBD

Where: Southwestern Yacht Club (see back page for map)

Details:

- \$30 per person for a great dinner in a beautiful setting.
- Price included a door prize ticket!
- Sign-up:
 - Club monthly meeting,
 - Stroud's Tackle
 - Mail check to:
 - San Diego Fly Fishers,
 - Attn. Stroud Banquet
 - 10601-G Tierrasanta Blvd., #327
 - San Diego, CA 92124
- Spouses and guests are welcome.



Fly of the Month



MFC Para-Cricket from Montana Fly Company - Size 10 and 12
(revised 11/27/07 – Lucky Ketcham)

MATERIALS

Hook: Dry Fly, 2X or 3X Long, 2X Fine size 8, 10 or 12
TMC 5212, 200R, Mustad 94831, Daiichi 1280,
Thread: Black, flat waxed 6/0
Tail: Deer, dyed black, or moose
Abdomen: Black thread over deer hair, tapered.
Under-wing 8 to 10 strands pearl Krystal flash
Wing: Coarse shiny deer hair
Legs: Black round rubber Madam X style
Post: White poly yarn or Hi-Vis
Hackle: Black saddle or neck, sized for larger hook.
Thorax: Black buggy dubbing or peacock herl
Head: Black thread.

This was a good fly on the Green River, June 2007. The cicadas were a small species with a sharply pointed abdomen. The wings were clear cellophane like with black veins. I think the brown trout were taking the size 10 and 12 as cicadas as well as a cricket. The flattened thread over the tapered deer hair looks very shiny. They might add a thin coat of head cement to get the effect.

Remember parachute and Comparadun dry flies usually have the post or wing at the 7/8 hook shank position rather than the normal 3/4. Start the jam knot at this point to help you remember. Wrap a tight thread base to the bend. Select 8 to 10 coarse, shiny black deer hairs, clean and stack. Size the tail to extend 1 hook gap or less. Trim the butts to end at the 2/3 hook shank, a little longer the usual mid shank point. Attach the tail with loose wraps at the bend and tight wraps forward. The abdomen on this fly is a tapered cone, twice as wide at the mid hook as it is near the tail. Build up the front end with flattened thread. Flatten

the thread by letting the bobbin hang and turn while lifting on the thread with your bodkin needle.

I found that adding the white poly yarn post before the wing is easier and gives a clearer point of where to end the wing butts. There is less of a chance of crowding the eye if you set the post location first. Cut a 2 inch piece of white Antron or 3 ply polyester yarn. Attach at the 7/8 hook shank position, just forward of the end of the abdomen. Wrap thread around the hook shank a few times fore and aft of the post and then hold the yarn tight while making 5 of 6 thread wraps up the yarn post and then 5 to 6 down. Always wrap the thread around the hook shank a few times fore and aft after wrapping a post. Pull on the thread to tighten. Position the yarn post on top, dead center and apply a small drop of head cement on the post and hook thread wraps, penetrating to the hook shank.

Select a small bunch of pearl crystal flash 5 to 6 fibers 2 inches long. Even the tips attach by the middle as an under-wing with the ends just past the tail. Fold the front half of the flash back to lock in; make three tight wraps over the fold and spread fibers evenly with your magic thumbnail. Over-wing: Select a small bundle of coarse, shiny black deer hair, about two match sticks in size. (15 to 20 hairs are enough to represent the black veins in the clear wings of the Cicada.) Clean out short hairs and under-fur. Stack to make tips even. Hold over the body with tips to the rear to size. The tips should be the length of the hook bend, but not as long as the flash and tail. Pre-trim the butts to the 2/3 point. Cut the butts blunt to make a shoulder up against the post. Use thread control while pinching the wing with your left hand. Tie the butts with three tight wraps near the post. Make 3 or 4 loose wraps to the rear to prevent flaring the coarse hair.

- continued on next page

Extra

South Coast Steelhead Coalition

Coalition Members

- Trout Unlimited – Coalition Co-Chairs
- CA Department of Fish & Wildlife
- National Marine Fisheries Service
- U.S. Fish and Wildlife Service
- U.S. Forest Service
- U.S. Marine Corps
- Pala Band of Mission Indians
- Pauma Band of Mission Indians
- Sierra Club
- U.S. Geological Survey
- Riverside Corona Resource Conservation District
- Regional Water Quality Control Board
- Golden State Flycasters
- Vista Irrigation District
- **San Diego Fly Fishers**
- Santa Margarita Ecological Reserve
- Aquasolver
- The Escondido Creek Conservancy
- Audubon Starr Ranch
- Sierra Club
- Friends of the Santa Ana River
- Mountains Restoration Trust
- Anza-Murrieta-Elsinore Resource Conservation District
- San Diego Coastkeeper
- International Federation of Fly Fishers

About SCSC

The South Coast Steelhead Coalition (formerly known as the SanDOC Coalition) is focused on endangered Southern California Steelhead recovery in San Diego and Orange Counties. The Coalition's work is guided by NOAA's 2012 Southern California Steelhead Recovery Plan and is implemented collaboratively by participating non-profits, government agencies and other regional stakeholders.

Coalition members and participants meet quarterly to advance recovery actions and projects aimed at improving watershed health in the region. Recovery actions include projects to remove invasive species, modify fish barriers, and improve water quality and watershed ecosystem health. The Coalition also hosts a minimum of four public outreach events to educate the community on the history of Southern California Steelhead.

Environmental organizations, fishing clubs, government agencies and other stakeholders interested in participating or joining the coalition should contact Coalition Coordinator, Sandra Jacobson at sjacobson@caltrout.org.

San Diego and Orange County residents interested in learning more about community events and/or volunteer opportunities should "like" our Facebook page: www.facebook.com/SouthCoastSteelhead

MFC Para-Cricket *continued*

. Remember to make "soft pinch wraps" and pull straight down or straight up to keep the hair from turning to the far side. Thread torque on bundles of hair is always a challenge to keep the hair where you want it. All hair seems to act differently and you make small adjustments for each. Hard thin hair is easier for down wings rather than soft pithy spinning hair.

Add black round rubber legs Madam X style to each side, just behind the wing post. Rear legs extend to the tail, front legs are shorter. Attach a black saddle or neck hackle, shiny side up. Make the post more substantial with a thread wrap base up and down the post and quill. The hackle is now standing straight up, in front of the post. Wrap the thread back to the last wraps on the wing. Attach 3 or 4 peacock herl and make a rope. Wrap the herl rope forward, covering the thread over the deer hair, between the legs, in front of the post, in front of the front legs. If necessary make a few double wraps in front of the post. You always want a level platform on the thorax when you make a parachute. End the herl rope at the back of the post and trim off excess.

Bring the thread back to the rear of the post and let it hang. (Like pool, you have to plan for your next shot.) Hold on to the poly yarn while wrapping the black hackle counter-clockwise around the post. Wrap the hackle with 5 or 6 tight turns, each under the next, ending near the body. Wrap the thread around the post, counter-clockwise, under the hackle and close to the body. Make three tight wraps while pulling on the hackle tip. I no longer try to tie the hackle at the hook shank. Just let the excess hang to the rear. Bring the thread the hook eye. Make a small thread head, whip finish and trim. Trim the excess hackle with just the tips of scissors. Trim the white post to be 2 hook gaps long. Add a small drop of head cement to the whip finish.

TIP OF THE MONTH

IF YOU CAN'T FIX IT WITH A HAMMER, YOU'VE GOT AN ELECTRICAL PROBLEM.

San Diego Fly Fishers
Annual Stroud Award
Nominee Application Form

Purpose: To recognize Individuals for life long achievement in the sport of fishing, or in conservation and environmental causes that benefit the sport of fishing.

Qualifications: Individuals qualify if they have made a significant contribution throughout their life or career to the sport of fishing, or to conservation and environmental causes that directly benefit the sport of fishing.

Nominees do not have to be a member of the Club to qualify, but all nominees must be sponsored by at least two members of the Club.

Due Date: Unless an extension is authorized by the Campaign Selection Committee, applications must be submitted to it by December 15th.

Procedure: The Selection Committee, made up of the current Sdff President and the two most recent past Sdff Presidents, will screen all nominees for eligibility and select the top five Candidates. The winner will be selected from the Candidates by a cumulative vote of all past Sdff Presidents.

When: The Award will be presented to the winner at the Sdff Club's Stroud Banquet following the selection process.

Name of Nominee: _____

Affiliation (if any): _____

Nominee's Qualifications (provide below or attach a brief statement explaining why you're nominee should be considered for the Stroud Award)

Club Member/Sponsor: _____ Date: ____/____/____/
Club Member/Sponsor: _____ Date: ____/____/____/

Activities

Pictures of Club Members in action plus some random pictures from the web



The Smith Brothers on Eagle Lake
Photo from Sierra Drifters



COWABUNGA ! Kayak Style





Fly Fishing Antarctica—random web picture



Never Give Up ! Happy Halloween !

Raffle Sponsors Thank You



6th Annual SWCFFF Inter-Club Tournament (Bring Your Best 5)

6th Annual SWCFFF Inter-Club Tournament (Bring Your Best 5)

Date: Saturday November 7, 2015
 Place: Kern River
 Purpose: Fund raiser for SWCIFFF
 Participants: 5 members per team
 (Controllers no longer required)
 Entry Fee: \$125 per club per team, \$35 per non-IFFF member or \$25 per IFFF member.

Time to:

- Test your skills against the other SWCIFFF clubs
- Meet members belonging to other clubs.
- Help raise funds for the SWCIFFF.
- Get your Club's name on the trophy & bragging rights for a year.

Each club selects their best 5 fly fishers to this event, based upon their own criteria. The tournament format is fashioned after the U.S. fly fishing trials, without the equipment rules: there will be defined beats, points and an awards banquet. This is a "catch and release" event, take pictures of your catch.

Two (morning & afternoon) 2 hour sessions. Separate beats in the 20 mile section on the upper Kern.

Rules:

1. Use fly rod, fly reel, fly line, leader, tippet and barbless flies (you know, fly fishing stuff).
2. 3 flies permitted, any distance apart.
3. Flies must be fully dressed
4. Indicators, split shot, bobbers, sinkers are OK to use.

Fair hooked fish is in front of rear gill plate. Snagged or foul hooked fish does not count.

Meet at the Kern River Fly Shop at 8:00 am November 7, 2015 for check-in for your assigned Beat, score card and measuring tube. 11301 Kernville Rd., Kernville,

CA 93238
 For those of you that want to brush up on your techniques on the Kern, Guy Jeans will be conducting a workshop Friday morning, November 6th, starting at 8 a.m. at the Fly Shop. There is no cost for this clinic but it's only being offered to participants in the tournament.

The Southwest Council has reserved The Kern Lodge and other hotels in the area securing a good rates for all of the rooms/cabins. They can accommodate anything from a single to 6 people in style.

We will be having the awards presentation/dinner at Ewings on the Kern, 125 Buena Vista Dr., Kernville, (760) 376-21411 on Saturday evening, starting at 6 pm. You can also participate in the fun Southern Sierra Youth Fundraiser Poker Night on Friday evening, Nov. 6th also at Ewings with social hour: 5:00 pm with cards flying at 7:00 pm sharp. Buy-in is \$25.00.

Deadline for Inter-Club Tournament application is October 30, 2015. Application is attached. Also, please RSVP attendance to the Awards Presentation Dinner by October 30, 2015 to Mention club name and number of members attending. Cost for the Awards Dinner is \$31 per person collected at the door. Bring additional funds for the raffle.

Tournament Scoring: There will be Sections A, B, C, D & E. Each team will have a member in each Section, in their own randomly drawn "Beat". Last year we had 14 teams, so there were 14 beats in each section. The participants compete against the other Teams participants in their Section. The participant with the highest score receives one point, the participant with the second highest score receives a 2 points, the participant with the 3rd highest score receives a 3 points. Combine the points of all your team and the lowest score wins 1st place, 2nd lowest score gets 2nd place, etc.

Each Team needs to assign a Team Cap-

tain. There will be a Team Captains meeting Friday at 5:00 pm at Ewing's Restaurant to review rules, scoring and answer any questions.

We are requesting one member from each club to help mark the beats. Meet at the Fly Shop at 1:00 PM Friday Nov. 6th. We will be combining Clubs that can't fill a full 5 member team.

New this year is an optional section for one team member to fish Bass and other fish on the Lower Kern at Democrat from a personal floatation devise: tube, toon, etc. Please confirm on the following page

Casting for Recovery will be serving their famous \$5 Breakfast Burritos again this year at the Saturday morning check-in starting at 7:00 am. .

If you have any questions, please email

Eastern Sierra Report from Tom Loe of Sierra Drifters

Crowley Lake 10/22/15

The bite has picked up nicely with the rising barometer and return of the west winds. Water temps have cooled recently, & the fish have moved into shallower water during low light periods. You can find some nice browns cruising in 9 feet along Sandy Pt. & Hilton Bay. Streamer fishing with perch imitations, or small rainbow trout profiles can be a good call right now. Intermediate full sinks, or heavier sinking tips are the right lines to cast Loebergs & Punk Perch patterns along what remains of the weed lines. Still water nymphing with leech & perch fry patterns superior to midges. Minor chironomid hatches will continue to occur during periods of high pressure. Gillies, crystal emergers, & midge pupa patterns are good calls as the upper flies during hatches. Twin gillies, or a broken back gillie as the upper- along with dark zebras, copper tiger midges, BB tigers and zebras will get you take downs during pupal ascents. If you locate some clean water along the weeds, try an assassin, punk perch, or crystal leech as your upper fly. Hang a midge pattern as the dropper/ lower fly below an Under-cator. We will be guiding on our Fish Magnets through 10/30/15 here. Tubes, & shore fishing until 11/15/15.

Upper Owens/ McGee Creek 10/22/15

Fishing remains spotty for larger migratory fish moving up from Crowley. Water levels are consistent; but lower than normal. Dry/dropper techniques can be effective during warmer periods. Overall conditions remain good here with a few larger fish holding in the deepest pools. The sections up from Benton Crossing are much better for numbers, more bigs down from the monument. You can get into a few decent browns on hopper patterns. The Trico mayflies are the main attrac-

tion during the fall for surface action. Small parachute BWO profiles in the #20/22 range will get looks. Some larger browns hitting crystal leeches fished with a sink tip in the deepest pools. Stimulators, hi-vis caddis, & natural caddis are good calls for the warmer periods. Use mayfly adults during the cloudy days. I like a tandem nymph rig in the deeper pools using an assassin, FB PT, or crystal leech as the upper-put an egg, or smaller Assassin as the dropper. Aquatic weeds are an issue in the lower sections below the Benton Crossing Bridge.

McGee Creek proper has some small browns and a few decent rainbows. Dry dropper rigs, & nymphing with FB PT's, Assassins, & olive crystal caddis below an Under-cator, or hi-vis caddis or hi-vis para BWO will work.

[Special regs are in place here year around. The section from the Bridge down to the monument is now closed until next Memorial weekend 2016. You may fish down from monument to the lake-same regs as Crowley.](#)

Alpine Lakes 10/22/15

Look for those larger browns to begin getting more active as water temps lower along with sun angle. Streamers are always a good choice for these waters, and full sinking lines will get you down faster, & more effectively. Grant is low; but will kick out some nice browns this fall. The low levels concentrates the fish, making them easier to locate. Silver will also be a good call for a trophy hook jaw. Loebergs, Agent Orange, Crystal Vanderleeches, Spruce-A-Bu's, & Punk Perch in the #6-12 range are good for early alpine trout. Use my Killa-baetis, assassin, or crystal tiger midge as a trailer fly two feet behind the streamer. We will be guiding Silver and Grant Lake this season from a drift boat, or tube depending on what techniques are working best.


Pleasant Valley Reservoir 10/22/15

The lake level has come down recently and conditions are good. Hit the transition into the lake using dry/dropper rigs. The short river section has been best for numbers of smaller rainbows, & browns-use dry/dropper bead head nymph combos here. Forget fishing the river, or inlet if the hydro station is ramped up due to hydro power generation which can happen at any-time. Stimulators, hi-vis para BWO's, or hi-vis caddis may be used as the upper fly-use crystal olive caddis larva, flashback PT's, Assassins, broken back or crystal tiger & zebra midges as your dropper bead head nymph. Tubing the section from the launch ramp, up to the inlet section is the best. Streamers like Loebergs, Agent Orange, Crystal leeches, & Spruce-A-Bu's will get you into some nice browns, & larger bows in the rez proper. Use a full sinking, or heavy sink tip line to get down 10-15 feet quickly. You can also fish "Crowley midge style" in the rez near the drop-offs. Fish chironomid patterns below an Under-cator. Gillies, broken back midges, crystal emergers & pupa patterns. Tiger & zebra midges are always a solid choice for your larva pattern.



Funny Page

Separated At Birth ?
The Most Interesting Man *in The World* The Least Interesting Man in the World



FREE CASTING LESSONS
EVERY SUNDAY 9 AM--NOON

Join the San Diego Fly Fishers at Lake Murray to cast or improve your skills. Free instruction is available. Bring your own equipment or use the club equipment, available from one of the instructors. DIRECTIONS--Take Interstate 8 to Lake Murray Boulevard. Go north on Lake Murray Boulevard to Kiowa Drive. Make a left and continue to the parking lot next to the boat dock. We are to the immediate right of docks under the large cabana. See you there!



EILEEN STROUD CONSERVATION FUND



Donations

are gratefully accepted
 Make checks payable to
Eileen Stroud Conservation Fund

Mail to:
 Stroud Conservation
 Fund 1457 Morena Blvd
 San Diego, CA 92110

All funds collected in Eileen's name will be donated to fresh water fish conservation or research programs in San Diego County.

Recipients of the STROUD AWARD

Jim Brown.....	2004
Allen Greenwood.....	2005
Hugh Marx.....	2006
Mike Rivkin.....	2007
Bill Van Wulven.....	2008
Larry Bottroff.....	2009
Gary Strawn.....	2010
Bob Fletcher.....	2011
Bill and Eileen Stroud.....	2012
Paul Woolery.....	2014

LIFE MEMBERS

Gordon Foster (in memoriam), Bill and Eileen Stroud (in mem), Bernie Hammes (in mem), Hugh Turner (in mem), Nancy Pitts, Bob Wisner (in mem), Ken Armer, Glen Paul (in mem), Betty Coram, Ned Sewell (in mem), John Kasten (in mem), Leo Bergevin (in mem), George Beach (in mem), Bob Camp (in mem), Marvin Darling, Gene Jerzewski (in mem), Oz Osborn (in mem), Robbie Robinson (in mem), John Gauld (in mem), Lloyd Jefferies (in mem), Doug Joseph, Gary Hilbers, Tom Smith, Bud Olsen

HONORARY MEMBERS

Jim Brown, Louisa Kassler (in memoriam), Hugh Marx (in memoriam), Bob Fletcher, Randy Ford, Allen Greenwood, Mike Rivkin, Bill Van Wulven, Larry Bottroff, Aubrey Wendling (in memoriam), Bob Berry

Recipients of the:
GORDON FOSTER MEMORIAL AWARD
 For unselfish and outstanding service to
 the fly fishing community

1991-Ned Sewell	2004-Joe Bain
1992-Bob Camp	2005-Jim Reeg
1993-Bill & Eileen Stroud	2006-John Kasten
1994-Ed Velton	2007-Lucky Ketcham
1995-Bob Wisner	2008-Louie Zimm
1996-Gary Hilbers	2009-Warren Lew
1997-Jack Bentley	2010- Paul Woolery
1998-Gordie Zimm	2011-Gary Strawn
1999-Gretchen Yearous	2012-Lee McElravy
2000-Tom Smith	2013-David Collins
2001-Rose & Roger Yamasaki	2014- Lee Anderson
2002-Larry Sorensen	
2003-Jim Tenuto	

Cut-off date for **November Finny Facts** is Friday-
 November 20, 2015

Send articles to:
Alan Thompson at
finnyfacts@gmail.com

Send change of address information,
 or Club membership renewal to:

Alan Reoch
 Sandiegoflyfishers.com

Also, Visit our club's website today for new
 pictures, articles, and other useful information.
WEB Address at bottom of this page.

**San Diego Fly Fishers
2015 Directors**

Alan Thompson..... **President**
 **Newsletter**
 Bruce Michael **Vice-President**
 Bruce Harris **Treasurer**
 Bob Blazer **Refreshments**
 Bruce Bechard **Programs**
 Don Davis **FFF Southwest Council**
 **Video & Library**
 Jack Duncan..... **Rod Building**
 **Co-Annual Fund Raiser**
 Fred Gregory..... **Secretary**
 Preston Parrett **At-Large**
 Alan Reoch **Membership**
 Kurt Ruble **Programs**
 Gary Strawn **Conservation**
 Steve Vissers **Media Coordination**
 Lew Walsh **Door Prizes**

Other Chairpersons

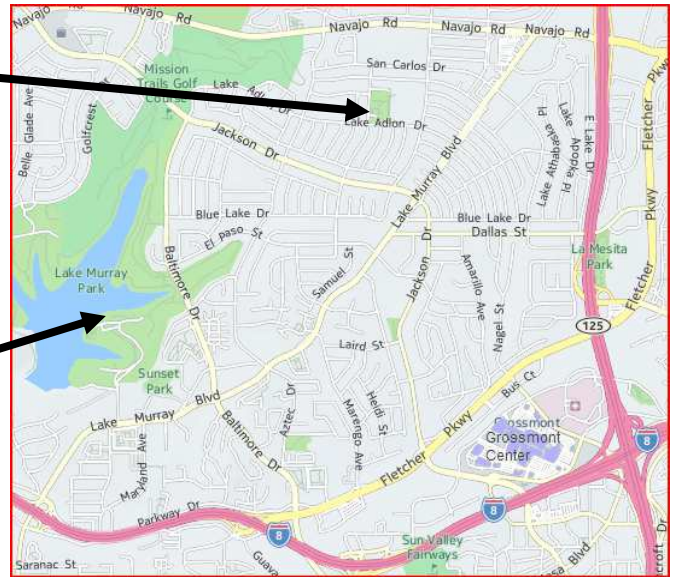
Lee McIlravy **Co-Annual Fund Raiser**
 Lee Anderson **Fly Casting Clinic**
 Lucky Ketcham **Fly Tying Clinic**
 David Collins **Web Master**
 Art Reifman **Project Healing Waters**

Fly Tying Congress
Thursdays 6:30-8:30

San Carlos Rec. Ctr.
6445 Lake Badin Ave.

Fly Casting Clinic
Every Sunday 9 to noon.

Lake Murray
Kiowa Dr.
San Diego, CA 92119



Monthly Meeting

First Monday
7:00 p.m. to 9:00 p.m.

Southwestern Yacht Club
2702 Qualtrough Street
San Diego, CA 92106

San Diego Fly Fishers

10601-G Tierrasanta Blvd. #327
San Diego, CA 92124

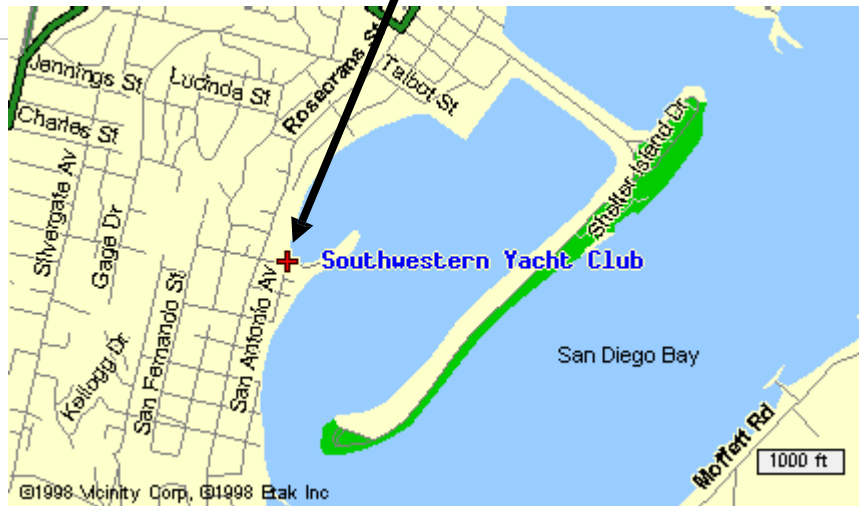


San Diego Fly Fishers

Cleaner Water. Brighter Streams. Better Fishing

**Affiliate Club of the
International
Federation of Fly Fishers**

Since 1962



Directions from Highway 8 (traveling West) or Interstate 5 (traveling South)

Take Rosecrans exit West to Owen Street
 Turn Left on Owen Street, drive 1 block to San Antonio
 Turn Left on San Antonio, drive 2 blocks
 Turn right onto Qualtrough and follow to SWYC entryway at end of street.

Southwestern Yacht Club
2702 Qualtrough Street
San Diego, CA 92106
(619)222-0438