


FINNY FACTS



Archive Version

San Diego Fly Fishers

August 2018

Cleaner Water, Brighter Streams, Better Fishing Volume 41 No. 8

Welcome Arizona Fly Casters to San Diego

To All Members:

I hope you enjoy this special edition of the Finny Facts as August is normally a dark month for this publication. Because you have expressed through a recent poll that you would like more fishing opportunities, we have listened and made special arrangements with the Arizona Fly Casters. We host them for San Diego Bay fishing and breakfast on Friday, August 3rd at 6am at Tidelands Park plus on Saturday the 4th at 5:30am we will fish the beach at South Mission Beach followed by a BBQ.

They will host us in October and arrange a trip on the San Juan River of New Mexico. Awesome!

I may feel a little out of sync after a 5 week, 7950 mile trip across the country with my wife, however, by checking my e-mail and Facebook I found many of you are having an epic summer fishing our local waters. San Diego Bay, Mission Bay, Off-shore San Diego (see photo below), Barrett Lake, Cuyamaca Lake for carp, Del Mar Beaches just to name a few places. I appreciated all the postings as this kept me in contact with home.

Don't forget that **Tim Huckaby** is leading a group of backpackers to the Forks of the Kern July 26-29. Also, **Tim** will have a group of SDFP members going to Clark's Fork, near Missoula, Montana in early September.

A call for VOLUNTEERS: Youth Fishing Tournament at Shelter Island Pier on Saturday, August 11th at 6am

A reminder that our next meeting at the Southwestern Yacht Club is **Monday, September 10th** due to Labor Day.



August Schedule

Every Thursday- Fly Tying at San Carlos Recreation Center 6:30-8:00

August 4th- Open Classroom- Santee Lakes meet at 9am- Fishing

August 7th- 9:30-11am at ASPIRE in Old Town- Fly Tying

August 21st- 9:30-11am at ASPIRE in Old Town- Fly Tying

Thanks for the generous Support.



Steve Piper holding his Tuna caught on the fly.

"Amazing adventure on the tuna grounds yesterday in the good ship Frogwater with skipper [Randall Norris](#). This was the first taker of the day - on a 2.5" olive/white deceiver trailed from a blue colt sniper... The small hook held but was starting to bend out. The fish were picky in the morning but got a little reckless in the afternoon! "

Inside

President's.....	Page 2
Craig Smith's Column.....	Page 3
Tim Huckaby's Sierra Trip.....	Page 4
Future Events.....	Page 5
Eastern Sierra Report.....	Page 6
Funny Page.....	Page 7
Sponsors Page.....	Page 8
Board Information.....	Page 9

Next Program

Fishing with Arizona Fly Casters August 3rd at 6am: Tidelands Park and Breakfast

August 4th at 5:30am: Surf Fish South Mission and BBQ.

Cut-off date for the **September** Finny Facts is **Friday, August 17, 2018.** Send submissions to Alan Thompson at finnyfacts@gmail.com

Aloha fellow fly casters. Just back from two exhausting weeks in Hawaii 🍷🌿

REMINDER! Our August monthly meeting will be a fishing opportunity at **Tidelands Park, 3 August, 6:00am**. We will host eleven members of the Arizona Fly Casters. If you wish not to fish, come join us for fellowship and breakfast. Let's show the strength of our membership!! We need volunteers!

We are looking for an active member to represent our club in the Southwest Council of the Fly Fishers International. Interested parties may contact me or any member of the Board of Directors. The Stroud Banquet NEEDS a Coordinator! Now is the time to move on this year ending event. Let me know if you want to step up and take on this activity.

Fishing in Hawaii was interesting. All fish were small, but ac-

tive. A small, dark San Juan worm was the fly to cast. Do you have a fishing story to tell? Share it with the BOD or the Editor of the Finny Facts. We will get it on line. I want to personally thank all of our dues paying members. Without your annual generosity, the Club does not exist.

Thanks again!
One more reminder...Tidelands Park 3 August, 6:00am for our monthly meeting.
Tight Lines,
Larry



**The Indicator
E-mailed
Containing:
Updates;
late breaking
Information;
and
Timely reminders**

**Fly Tying Congress
Every Thursday 6:30-8:30 PM**

Join the San Diego Fly Fishers at San Carlos Recreation Center at 6445 Lake Badin Ave. in San Diego. Instruction to create your own fly is available. Bring your own equipment or use the club equipment, available from one of the instructors.

DIRECTIONS--From Interstate 8 take the Lake Murray off-ramp and drive toward Lake Murray. Travel on Lake Murray Blvd. for 1.6 miles and turn left at Lake Adlon Drive (1st corner past Jackson Drive). Go three blocks and the Recreation Center will be on your right.

A Simple Leader for Subsurface Fishing with Sinking Lines

By Craig Smith

Just about everyone who fly fishes is familiar with tapered leaders. But tapered leaders are often unnecessary and for some situations can be detrimental to angling success. For subsurface presentations with sinking lines a very simple leader is often all that is needed.

When fishing below the surface with sinking or sink tip lines tapered leaders are sometimes a less than optimal solution for the connection between the flyline and the fly. This is due to the thicker but section of a tapered leader that sinks slower than the thinner tippet, impeding the rate at which your fly sinks. A thin level monofilament leader either nylon or fluorocarbon (yes, fluorocarbon line is a monofilament) will sink faster.

As we all know, a tapered leader helps with turning over and rolling out the fly at the end of the cast. So, is there a disadvantage to using a level leader instead of a tapered leader? In most subsurface presentation situations there is no disadvantage to using a level leader. The weight of the fly is usually sufficient to get the leader to straighten out. Even if it doesn't straighten out, the slack in the leader will help the fly sink faster.

You can use your favorite nylon or fluorocarbon monofilament line to create a level leader. I use line from the same bulk spools that I use to fill my spinning and level wind reels. This is much less costly than using fly fishing tippet spools. For \$7 to \$10 you can get a spool of line that will make from dozens to hundreds of leaders, depending on the length. That is quite a cost savings compared to using 30 meter spools of tippet material that run from \$4 to \$15 each that only have enough line for 8 to 12 level leaders. For example, a 1500 yard spool of Berkley Trilene Big Game nylon monofilament costs between \$8 and \$10. That is enough for about 700 6 foot level leaders.

Level leaders for use with sinking lines can range from about 2 feet to 8 feet long. Fish are often not line shy with subsurface presentations so short leaders are often quite effective. I tend to typically start with about 6 to 8 feet then change to a new

leader after fly changes have cause me to eventually cut the leader back to about 3 feet or I need to change out the leader due to nicks or wind knots. I have fished with leaders as short as 12 inches in a pinch. You can experiment and figure out what works best for you and your fishing situations.

I make most of my level leaders from 8, 10, 12, 15, and 20lb test line. I use 8 or 10lb test for the bay and surf as well as most trout and panfish situations. I will use leaders of all of those strengths for bass

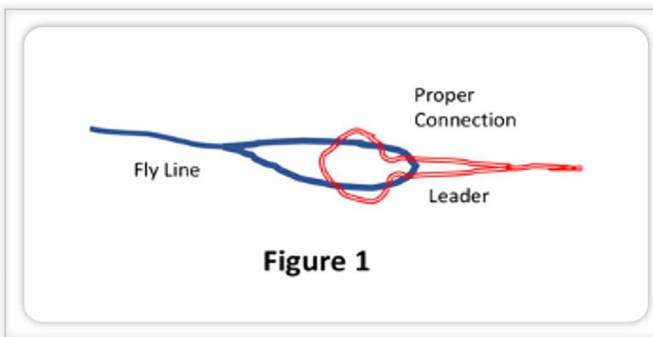


Figure 1

and saltwater.

To make a level leader, cut a length of line from a spool and tie a loop in the end. Loop your leader to the loop in you fly line or permanent leader butt that is attached to the fly line. When you loop your leader to the fly line you want to make sure you have a secure connection. **Figure 1** shows a good connection before it is pulled tight. Avoid a girth hitch as shown in **Figure 2**, which shows a loose girth hitch before it is tightened. A girth hitch can occur when a single strand loop in a thin line is looped to a thicker fly line loop. The thin loop in the leader rolls around into a girth hitch which

forms a weaker connection. To avoid a girth hitch you need to create a double strand loop in the leader. The double strand loop will seat correctly when looped to the thicker fly line.

Before I explain how to create the double strand loop I am going to clarify some terminology. We are going to use surgeon's knots and surgeon's loop knots to create the double strand loop and the end of our leader. A surgeon's knot or surgeon's loop is made by making a loop with two strands of line, then bringing the two strands through the loop twice. This is often incorrectly referred to a double surgeon's knot. A double surgeon's knot is actually four times through (a surgeon's knot is two times through – double 2 is 4). To avoid confusion, I am going to describe a surgeon's knot by the number or turns (or times through the loop) made to create

the knot. So, the standard surgeon's knot is a 2-turn surgeon's not, three times through is a 3-turn surgeon's knot, etc. I am not going to illustration how to create the surgeon's knot or loop here since there are plenty of books and internet sources that do this quite well.

Continued on next page

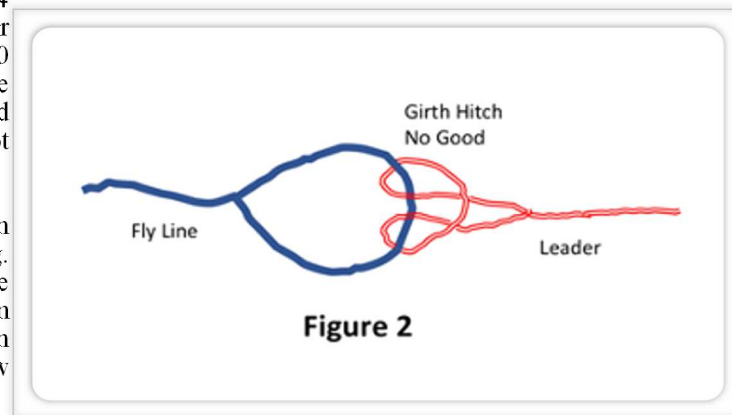


Figure 2

SDFF Club Trip: July 26-29

- backpacking to the Upper Kern River by way of The Forks of the Kern Trail

Whether you are a beginning backpacker or experienced, if you ever wanted to fly fish the hallowed grounds of the Upper Kern River, this is the trip for you. If you have never backpacked to fly fishing before and always wanted to, this is the trip for you – We will teach you the basics of backpacking. If you have been to the forks and want to go back with a bunch of fun people, this is the trip for you.

Join me (Tim Huckaby and a few other experienced club backpackers) for 3 nights in the wilderness and as many hours of fly-fishing for wild trout in between. Over the years and many backpacking trips to the Forks I have put a huge amount of work into developing a primitive camp site right on a big bend and pool on the river that can hold ~20 tents. It's only 4.2 miles from the trailhead to the site.



Club member Mike Gilroy roll casting dries to big Kern River Rainbows

There will be many planning meetings and communications between now and the trip for those who are going. If interested, contact me by email:

Continued from previous page



Figure 3

To make a doubled loop in the end of your single strand leader, first fold over 12 to 24 inches of your single strand line (practice to find the length that works for your situation). Then create a 4- or 6- turn surgeon's loop. Now you will have

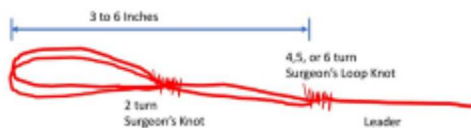


Figure 4

a single strand going to a loop. Next, fold that loop over so that it doubles back on itself as shown in **Figure 3**. Make a 2-turn surgeon's loop in the doubled loop.

You should end up with two strands coming from the single main strand of the leader, then a two-strand loop or double loop coming from the two strands as shown in **Figure 4**.

You can experiment with different lengths of line and size of the loops to see how much line you need to work with to get a satisfactory result. I like the overall length of doubled line plus the loop to be about 3 to 6 inches from the single strand. I also create the loop before cutting the material from the bulk spool. That way, I can cut the full length of the leader I want after creating the end loop.

There are some optional steps you can incorporate to make an even stronger loop connection such as furling the two strands before creating the end loop or using a Bimini twist knot instead of a 4- or 6-turn surgeon's loop to create the initial loop that gets folded in half. These options will add a little shock absorption to the leader but that is

not necessary for most of our local bay, surf, and lake fishing. If you would like to see how to create the double loop as described here, or to use a Bimini twist knot or furl the sections, feel free to come into Stroud Tackle on a Saturday and I will demonstrate how to make these leaders. I am there most Saturdays. However, I am not always there so call ahead if you are coming by specifically for a demonstration of making this leader.

I have been using these single strand leaders for many years for species ranging from panfish to tuna. They are easy to make and very inexpensive. I can make them while fishing but I usually whip up a few while watching something on the television or listening to a favorite album. If you have not given level leaders a try, I suggest you give them a test drive. If you have any questions and cannot come by the shop you may email me at craig@stroudtackle.com.

Future Events and Activities



**Location: Boise Centre
Boise, Idaho
August 7-18, 2018
Fair Registration is Open**

Club Fishing Events

There are numerous Club sponsored fishing events that will occur over the next few months.

July 26-29

Join **Tim Huckaby** as he leads a group of fly fishers on a backpacking trip to the Upper Kern River via the Forks of the Kern trail. **Tim** wrote a great article which appeared in the **California Flyfishing** magazine.

See his article starting on page 5

August 3-4

Join the Arizona Fly Casters as we fish Tidelands on Friday, August 3rd and Mission Beach on Saturday, August 4th.

September 5-9

Check with **Tim Huckaby** if there are any openings remaining on this epic trip to Montana. The members will fish the Clark Fork River and stay at the **Clark Fork Outpost**.

October 18-22

Join **Larry Sorensen** as he leads a group to Arizona where we will be overnight guests of the **Arizona Fly Casters**. Then it's on to the fabulous **San Juan River** in **New Mexico** for 3 days of fishing. Lodging is available and you must contact **Larry** asap.

Member surveys indicated that you want more club sponsored fishing trips. We have listened.

Eastern Sierra Report from Sierra Drifters

Fish'N Conditions 7/20/18

Afternoon thundershowers have been rolling through the region consistently. They have been a welcomed change from summer's hot grip on the state. Although we don't get anywhere near the record heat levels of southern California, we still appreciate some cool and overcast weather to keep us comfortable while fishing throughout the day. The smoke from wildfires burning in Yosemite hasn't been too bad from Mammoth Lakes and points south of there. Bridgeport on the other hand was getting it pretty bad most afternoons. Bridgeport Reservoir has continued to fish well and give up some large trout with some smaller planters mixed in. The East Walker River is fishing well in the miracle mile section and areas downstream of the bridge. The June Lake area has received large numbers of hatchery trout and a good amount of some real trophies over the past week. Fishing here has been good in the mornings and evenings, as the trout leave the deep water to

come into the shallows to feed. The San Joaquin is at perfect fishing levels and good for wild trout up and down the river. Hot Creek has been great in the mornings with good midge, trico, and caddis hatches. The Upper Owens river is great for school sized trout from Long Years all the way down to the lake. Crowley Lake is still holding up strong for big fish with some smaller browns and rainbows finding their way around the lake now. The Middle Owens River is still on the warm side. Best to fish in the early mornings and late evenings here.

Trout Unlimited's Eastern Sierra Chapter is holding a general interest meeting coming up. It will be held in Mammoth on July 25th at Giovanni's Pizza. Click the following link for details on this event. <https://www.facebook.com/events/461574614285193/>



We need your help getting rid of Carp!



CARP ANGLERS WANTED, CONVENTIONAL ROD AND REEL, SPEAR, OR BOW

- KILL A CARP and FISH FOR FREE!
- KILL A CARP and TENT CAMP FOR FREE!
- KILL A CARP, PROOF REQUIRED!


LAKE CUYAMACA NEEDS YOUR HELP!

KILL A CARP!

FREE INTERMEDIATE FLY CASTING 1st and 3rd Sundays at 8am Ski Beach, Mission Bay Park

John Wylie and I (Dennis Panish) are teaching free intermediate fly casting lessons on the first and third Sunday of every month down at Ski Beach Mission Bay. Lessons start at 8 am and run about an hour. I recently received my Casting Instructor certification from FFI. This is open to all SDFP members including beginners and intermediate fly casters.

Funny Page

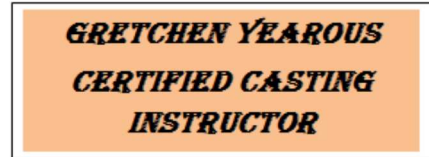


FREE CASTING LESSONS EVERY SUNDAY starting at 9 AM

Join the San Diego Fly Fishers at Lake Murray to cast or improve your skills. Free instruction is available. Bring your own equipment or use the club equipment, available from one of the instructors. DIRECTIONS--Take Interstate 8 to Lake Murray Boulevard. Go north on Lake Murray Boulevard to Kiowa Drive. Make a left and continue to the parking lot next to the boat dock. We are to the immediate right of docks under the large cabana. See you there!

Fundraiser Sponsors

A special thank you to our Sponsors . Please Support them with your business



**San Diego Fly Fishers
2018 Directors**

Larry Sorensen **President**
 Sherry Ashbaugh..... **1st Vice-President**
 **Media Coordinator**
 Bruce Harris **Treasurer**
 Mark Hedderson..... **Secretary**
 Bruce Bechard **Co-Programs**
 Jack Duncan..... **Rod Building**
 Mike Gilroy..... **At Large**
 Fred Gregory..... **At Large**
 Lee McElravy **Project Healing Waters**
 Jeremy Ramberg **SWC-FFI Club Liaison**
 Gary Strawn **Conservation**
 Alan Thompson..... **Newsletter**
 Steve Vissers **Membership**
 Paul Woolery..... **At-Large**

Other Chairpersons

Tim Huckaby..... **Co-Programs**
 Alan Thompson **Fly Casting Clinic**
 Lucky Ketcham **Fly Tying Clinic**
 David Collins **Web Master**
 Don Davis..... **Video & Library**

IGFA Contact

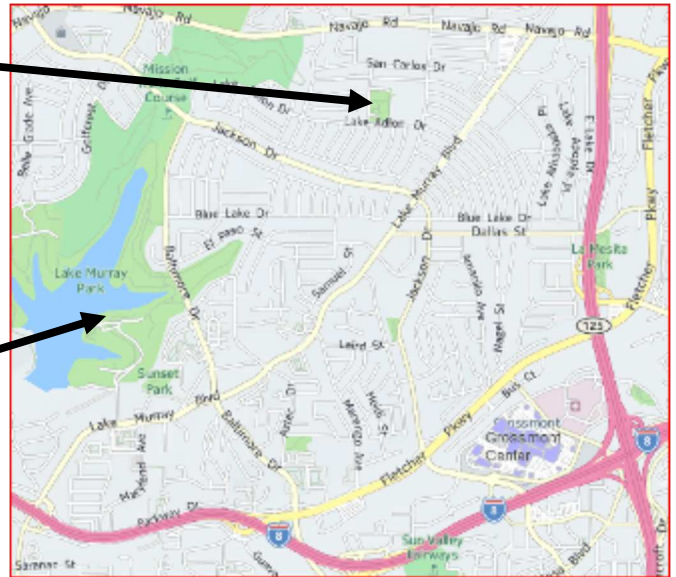
Wesley Woll
 675 S. Sierra Ave. Unit 25
 Solana Beach, CA 92075
 858-481-6386 858-395-9479 cell

Fly Tying Congress
 Thursdays 6:30-8:30

San Carlos Rec. Ctr.
 6445 Lake Badin Ave.
 San Diego, CA 92119

Fly Casting Clinic
 Every Sunday 9 to noon.

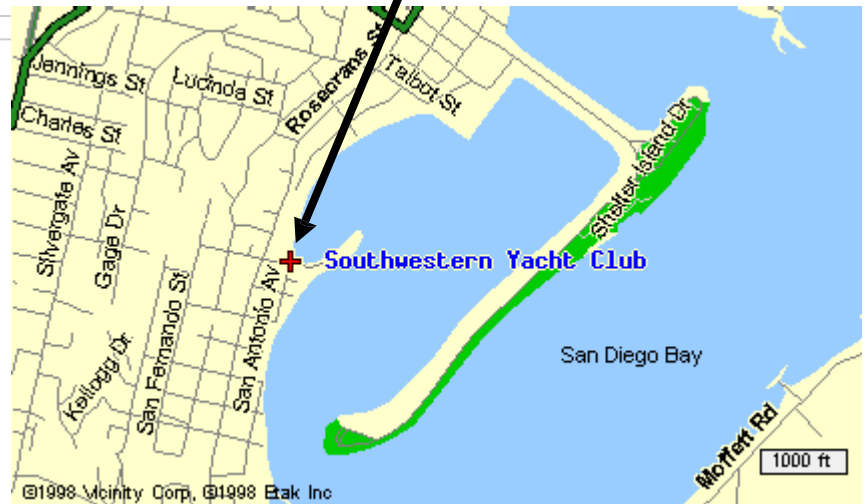
Lake Murray
 Kiowa Dr.
 San Diego, CA 92119



Monthly Programs

First Monday
 7:00 p.m. to 9:00 p.m.

Southwestern Yacht Club
 2702 Qualtrough Street
 San Diego, CA 92106



**Affiliate Club of the
 Fly Fishers International**

Since 1962

Directions from Highway 8 (traveling West) or Interstate 5 (traveling South)

Take Rosecrans exit West to Owen Street
 Turn Left on Owen Street, drive 1 block to San Antonio
 Turn Left on San Antonio, drive 2 blocks
 Turn right onto Qualtrough and follow to SWYC entryway at end of street.

Southwestern Yacht Club
 2702 Qualtrough Street
 San Diego, CA 92106
 (619)222-0438