

FINNY FACTS

San Diego Fly Fishers

January 2019 Cleaner Water, Brighter Streams, Better Fishing Volume 42 No. 1

The Stroud Award Banquet is Returning to the Admiral Baker Clubhouse Monday Evening January 14th. Get Your Tickets Now !

Welcome 2019 ! A new year means it's time for the Annual Stroud Award Banquet and this year we have returned to Admiral Baker Clubhouse at the Naval Recreation Center located in Mission Valley. With easy access from anywhere in the county via I-15 or I-8, we are excited to return to this great venue.

Paul Woolery and Gary Strawn have worked hard to make this a special evening. Think prime rib (see photo) carving station and a dessert bar. For new members, this is your first opportunity to experience an elegant event and a great setting to bring your significant other. As a bonus, there are impressive door



prizes including an 8 ft. 4/5 wt. 2 piece fiberglass fly rod crafted on a Steffen Brothers blank. Steffen Brothers of Arizona has a national reputation for building widely acclaimed fiberglass rods for

shipment all over the world.

The most important portion of the evening's event is visiting with your fellow fly fishers and socializing. It is a time and place to converse with old friends and make new friends.

Time is running out to buy tickets. Make the commitment to attend. Tickets are \$30.00 per person and can be bought at Stroud Tackle on Morena Boulevard, by calling Paul Woolery at 619-840-8247.



January schedule

Every Thursday- Fly Tying at San Carlos Recreation Center 6:30-8:00

January 15th- 9:30-11am at ASPIRE in Old Town- Fly Tying

January 19th- Open Classroom- Santee Lakes meet at 9am- Fishing

Thanks for the generous Support.




Inside

President's..... Page 2
 Annual Stroud Banquet.....Page 3
 Bishop Rendezvous.....Page 4
 Craig Smith's column... Pages 5 and 6
 Let's Fish- Yuba River..... Page 7
 Future Event- FlyBuy..... Page 8
 Eastern Sierra Report.....Page 9
 Funny Page..... Page 10
 Sponsors Page..... Page 11
 Board Information..... Page 12

Next Event
 Monday, January 14th at 6pm
 Admiral Baker Clubhouse

Cut-off date for the February Finny Facts is **January 15, 2018.**
 Send submissions to Alan Thompson at finnyfacts@gmail.com

- Important Reminders**
- Membership renewal for 2019
 - Buy tickets for the Stroud Banquet

Don't Forget
 Time to renew your membership with San Diego Fly Fishers for 2019.

Happy New Year! 2019 promises to be another great year for the San Diego Fly Fishers.

I want to start off the new year by thanking several outgoing Board of Directors members who gave their time and talents to our club during the past year. Those folks include our outgoing 2018 President **Larry Sorensen**; 2017 Past President and member-at-large **Fred Gregory**; 2018 Membership Chair **Steve Vissers**; and, **Jeremy Ramberg**, our Southwest Council IFF rep who departed San Diego back in the summer. The 2018 board accomplished a lot, and set up some goals we will continue to work towards in 2019.

Don't forget to start off the new year right, by renewing both your annual California fishing license as well as your club membership. **Alan Thompson** has graciously agreed to step into the role of Membership Chair. Please see him to renew your membership.

And in the spirit of new year's resolutions, I'd like you to think about how you can contribute to our club, our conservation programs, our outreach, our education programs, and all of the great work we do. Coming up in a month or two, we will have sign-ups for many of the volunteer efforts you can contribute to. One of my personal favorites is our trip twice a year to the Golden Trout Wilderness, to work on conservation for that beautiful fish, the golden trout. See the thank you from the Forest Service in

this issue of the Finny Facts. The golden trout is not only one of the most beautiful fish I've seen (aren't they all?), but also one of the most challenging to catch!

We will continue to have many great speakers lined up for you at club meetings. Please give your thanks for his continuing hard work in this regard to our Programs Chair **Bruce Bechard**. Thank you, Bruce!

One of our new initiatives this year will be to determine how best to communicate with you, our club members, as well as prospective new members. **Mike Gilroy** will be taking the helm of our media efforts as our Media Coordinator.

We will also continue to schedule more club outings and fishing days, as kicked off last year by outgoing President **Larry Sorensen**. Look for more info to come on all of these events.

We have several new board members I will introduce to you, in the coming months. These new members and continuing members will be working both our ongoing programs and some that are new or "updated". You will hear more on that soon.

I want to hear from you, as do all of our board members, on ideas you have for our club for 2019. Please reach out to us. We are listening.

Wishing you good fishing,

Sherry Ashbaugh

2019 President

San Diego Fly Fishers



**The Indicator
E-mailed
Containing:
Updates;
late breaking
Information;
and
Timely reminders**

**Fly Tying Congress
Every Thursday 6:30-8:30 PM**

Join the San Diego Fly Fishers at San Carlos Recreation Center at 6445 Lake Badin Ave. in San Diego. Instruction to create your own fly is available. Bring your own equipment or use the club equipment, available from one of the instructors.

DIRECTIONS--From Interstate 8 take the Lake Murray off-ramp and drive toward Lake Murray. Travel on Lake Murray Blvd. for 1.6 miles and turn left at Lake Adlon Drive (1st corner past Jackson Drive). Go three blocks and the Recreation Center will be on your right.

Annual Stroud Banquet



Monday January 14th 2019

6:00 to 9:00 PM

Admiral Baker Clubhouse

U.S. Navy Recreation Center

(approximately 1 mile east of SDCCU Stadium on Friars Rd. then turn onto Santo Rd. and take the first right onto Admiral Baker Rd.)

Bring a guest and celebrate another successful year for
San Diego Fly Fishers

The price is \$30 per person for a great buffet dinner in a
beautiful and convenient setting

Door Prizes

Sign-up at a meeting, at Strouds Tackle or mail to:

San Diego Fly Fishers, Attn. Stroud Banquet

10601-G Tierrasanta Blvd., #327

San Diego, CA 92124

When purchasing tickets at Strouds “cash or check only please”

Make checks payable to San Diego Fly Fishers

Please make your reservations prior to January 7th!

Future Event: Bishop Rendezvous February 21-24, 2019

What is the Bishop Rendezvous ?

This is a club sponsored event that is open to all members and their friends. Together we fish, we stay in the same motel, we have afternoon “discussions” , and we eat dinner.

When is this event?

We will leave San Diego early Thursday , Feb. 21, 2019 and stay until Sunday, Feb. 24th.

Why do we go this time of year?

The main reason is flow on the Lower Owens is generally lower and allows us to wade the river. The Upper Owens holds Snow-bows (very large rainbows holding over during the winter months). The gorge area flows are lower and fun to fish. We also get discounted rates on lodging.

Where will we fish?

Past history of this weekend event saw many club members fishing the Lower Owens, Pleasant Valley Reservoir, the Owens Gorge, the Upper Owens, and Hot Creek.

What motel do we stay at?

The Elms Motel located in Bishop, California. Here are the details:

Contact the Elms Motel and ask for Harry at: 760-873-8118 or 800-848-9226. There are 9 rooms with a one bed and 7 rooms with 2 beds (includes 2 smoking rooms) **Call the Elms directly to reserve your room.**

If the Elms is full, contact the Travel Lodge next door at 844-422-5811.

Where will we eat our dinners ?

Unless there is a change, Thursday night– **The Brewery** on Main Street, Friday Night– **The Bowling Alley**, and Saturday night– **La Casita Mexican**, on Main Street.

What if I have some questions ?

See or contact the Event Coordinators **Lee McElravy** or **Alan Thompson**.

Once I decide to go and make reservations, what do I do next ?

Then Contact me (Alan Thompson) at athompson64@hotmail.com so we will have a count for the evening meals.



Area Guide Services (that we have used)

Sierra Drifters– 760-935-4250

Eastern Sierra Guide Service– Pat Jaeger– 760-872-7770

The Sierra Troutdoorsman -Sam Vasily– 951-764-7146

Performance Anglers Guide Service -Joe Contaldi– 760-965-6527

Fly Tying Tips : Part 1

By Craig Smith

Over the decades I have learned quite a few tips that help with the types of fly tying I do most often. Some have made minor improvements to my tying workflow and others have had more significant impacts to include speed of tying and durability and fishability of flies. As with the actual fishing, there are many different right ways to accomplish the same outcome. I have picked up many tips from You Tube videos, books, magazines, demonstration tyers at various events, club members, and customers that visit Stroud Tackle. As I proceed with this series I will present a few tips at time. I hope you will find one or two nuggets here and in succeeding articles that will help you with your tying experience.

We will start by talking a bit about working with flash materials. Many types of flash materials will want to splay out and get in the way of things during the process of being tied on or after they have been tied in. This can be more pronounced when you are using large quantities of flash materials. Fine flash materials like Angel Hair and similar products and be frustrating to work with. So can crinkly flash materials. Sometime during the 1990's I figured out that if I wet the material it would clump together and be easier to work with. If I tie a couple of flies at a time I would clip of some flash material from the clump and draw it though my moistened lips. At some point I wondered would kind of chemicals or other agents I probably didn't want to ingest and decided this probably was not a best practice to follow. About 15 years ago while planning for tying about 500 flies for some upcoming trips to Canada for pike and Australia for multiple species. Hundreds of these flies would have generous amounts of flash. I knew I needed a better method. While replacing a kitchen sponge one morning I realized I had found the solution. I took a kitchen sponge and cut it in half and lightly soaked it. Just enough water that it was moist but not enough that water could be squeezed out. Then I was off down the hall to my fly-tying room for a test. I snipped some flash material from bundle, grasped one end between my thumb and forefinger on one hand. Then starting at the end, I grasped, I

draw the material over the damp sponge while applying slight pressure with a finger or two with the other hand. Voila! Well behaved flash. To protect my tying desk from the damp sponge I liberated a lid from a sour cream tub in the recycle bin and place the sponge on top of the lid. The lid has enough of a lip to contain any water that might get squeezed out of the sponge leaving water marks on my desk. By the way, this technique can also work for other unruly materials like craft fur, goat fur, rabbit hair, and marabou to name a few.

Do you need to precisely place your flash materials on your fly? The easiest way to do this is to first place your thread at the tie in spot. Cut your flash material from the clump so you have at least twice the length that you want on the fly. A little longer is fine since you can always trim it back. Draw your flash across your damp sponge so you have an easy to handle bundle. Then fold it over the thread and slide it down to the tie in spot. A couple of wraps of thread will secure it exactly where you want it and the material cannot pull out.

Are your tying flies with long flash tails such as Dan Blanton's Flashtail Whistler or flashtail variation of Bob Clouser's famous deep minnow? The long flashtails are tied in near the back of the hook shank. If the flash material is tied in with out some added stiffener it can get wrapped around the hook bend while fishing. To help prevent this apply some flexible cement such as Dave's Flexcement, Liquid Fusion Urethane Glue, or something similar to the first quarter inch up to about two inches nearest the hook. The larger the hook and longer the tail you longer the length of flash you will want to coat, but rarely will you need to coat more than two inches. Typically, with flashtail flies the flash material will extend past the main fly material such as bucktail or some type of synthetic hair. The coated part of the flash material should be shorter than that material and usually less than half the length. The portion of the flash that has been stiffened by the glue will help prevent fouling around the hook bend but still permit the flashtail to undulate and flutter and do its

fish enticing thing. When I am tying flashtail flies I will partially tie at least a half dozen in stages so I can tie in and coat the flash tail for a bunch of flies and set the uncompleted flies aside while the glue dries. Later I will come back and complete the flies.

We all know that sharp hooks will catch more fish. But when should be check the sharpness of the hooks? At the fly-tying vise of course before you tie on any materials! Most of the high end chemically sharpened hooks such as those from Daiichi, Gamakatsu, Owner, Airex, as well as premium grade hooks from Mustad and some others are sharp out of box. Most trout sized hook are plenty sharp too but a few older models of some brands may need a touch up of the point. Some of the common mid-priced hooks used for salt-water fishing or larger freshwater flies could use a touch up before fishing too. It is much easier to sharpen a hook while it is clamped in a vise than when hand holding it. There are many types of sharpeners out there but I am not going to cover sharpeners or specific sharpening techniques here. However, my basic approach is to clamp a hook in the vise at an angle that allows me to easily apply a few strokes to the tip with my sharpening file. Since I usually tie flies in bunches I will sharpen all the hooks I intend to use for my session before I tie them on. Then I can put the sharpener away and not have it cluttering up my tying space.

-continued on the next page

Fly Tying Tips : Part 1– *continued* By Craig Smith

-continued from previous page

Have you ever been wrapping your tying thread and nicked it on the hook point, causing the thread to fray or break? I have. Even a slight contact with a very sharp hook point can severely fray or cut through even 3/0, 210 dernier, gel-spun, or even heavier threads. So how do we prevent the cutting the hook point with the thread? Well, the simple answer is to slow down and be a bit more precise when wrapping. That's ok, but on many patterns, we are wrapping back a bit on the hook shank so it is still easy to nick the tread. The solution that always works is to cover the hook point with something. Those little plastic

coffee stir sticks work great on smaller diameter hooks. You can cut a stir stick into a bunch of short hook point covers. Small diameter plastic tubing works well. There are number of sources of plastic tubing in different diameters included pet shops (tubing for aquarium pumps) and hardware stores. Some fly shops carry flexible tubing used for tube flies that will also work well.

For the largest of hooks, such as 4/0 through 8/0 sizes I have covered hook points with pencil erasures. I have found that erasures also provide the best protection for my fingers when tying deer hair bass bugs. I have had may hand slip a cou-

ple of times while packing deer hair, resulting in some wicked cuts to my hand. Even when the hook point was covered with tubing the force of my hand moving towards the back of the fly was enough to push the tubing back and allow the point to cut me. Once I started using erasures I have not had any fly-tying wounds when packing deer hair. The most cost-efficient way to use erasures to cover hook points is to purchase refills for Pentel pencil style retractable click erasures or similar products and cut the refills into shorter pieces suitable for your needs. This will provide a substantial savings over purchasing the little short refills for the ends of mechanical pencils.

San Diego Fly Fishers Recognized for Their Service: Golden Trout Wilderness Cattle Exclusion Fence



Let's Fish 2019– The Yuba River

YUBA YUBA DOO!

The Club is planning a trip to the Yuba River in March. Mark your calendar for **March 14-18th!**

The Yuba is an amazing dry fly fishery. Located just east of Marysville CA, this adventure does require some driving. I can assure you it is well worth the effort. I have been working with Jon Baiocchi, who is a very knowledgeable guide and steward of the Yuba. I have fished with Jon and he is a great guide. Together we are going to put together this Yuba Adventure.

Basic's:

The Sycamore Ranch Campground will serve as our base camp. This campground is operated by the county parks service and is a great place. Full service with AC power at each site, shower facilities and an RV dump station. The campground also serves as the takeout point for those floating the river.

There are daily use fees for each site. You will be responsible for paying your own fees. Here is a link to the website. <http://www.co.yuba.ca.us/.../publ.../parks/Sycamore%20Ranch.aspx>

In March I doubt that you will need to make an advance reservation. If we have sufficient turnout for this event I will try to negotiate a flat fee for the Club. (more than 12 sites).

We can use the group camp site without reservation if it has not been booked by another group. I will arrive a day early to claim a group area, so we can circle the waders and be together.

It's a long drive! Approximately 10 Hours. Because of this I am making this a 4-day event. You can come for all or any part of the time. I am including Thursday through Sunday so that our members who are work-



ing have a chance to fish on the weekend. One option is to fly to Sacramento and get a rental car if you don't relish the drive.

The Yuba is very accessible for floating or walking and wading. It is my strong recommendation that you consider getting one of the four guides that I have contact information. Each person will be responsible for booking their own guide services. I will post the guide info in a separate post, in the

Indicator and Finny Facts. Jon Baiocchi will be giving us a Yuba 101 presentation on Friday night in the campground. You don't want to miss this if possible.

I will be asking the Board to provide some funds for food. I will plan for a big dinner event in the campground for all participants.

I will provide more details later. For now please let me know if you are interested in joining SDFP in this adventure.

Outing Leader: Mike Gilroy.

You can email me at mjgrota@gmail.com or you can call me at **425-418-8164**. My goal is to have a pretty firm list of folks planning to attend by Jan 15th.

YUBA YUBA DOO!!!!!!

-submitted by Mike Gilroy



We need your help getting rid of Carp!



CARP ANGLERS WANTED, CONVENTIONAL ROD AND REEL, SPEAR, OR BOW

- **KILL A CARP and FISH FOR FREE!**
- **KILL A CARP and TENT CAMP FOR FREE!**
- **KILL A CARP, PROOF REQUIRED!**

LAKE CUYAMACA NEEDS YOUR HELP!

KILL A CARP!

Future Events



February 2, 2019 9 am - 4 pm
Great Buys on New and Used Tackle
Benefit the Southwest Council Fly Fishers International
LONG BEACH CASTING CLUB 4901 East 7th Street Long Beach, CA 90804

Bring usable and sellable items originally priced over \$40.00 to donate to the Garage Sale and get free admission.

\$13.00 for FFI members, lunch included in admission price, \$18.00 others.
Memberships available at the door.

Call 818. 757.3474 or email specialprojects@swcffi.org

Schedule of Events:



FLY TYING 9-4

Learn from over 20 of SoCal's best Fly Tiers. They will demonstrate their famous patterns and techniques!

GARAGE SALE: 9-4

Please donate items for the fly fishing garage sale. Rods, reels, lines, clothes, vests or accessories. Anything not sold will be donated to Project Healing Waters or as needed by the SWC member clubs. Items must be in working order and have a value of at least \$10.00. A great opportunity to dispose of extras and unwanted items of all matters fly fishing. Please give items to your SWCFFI representative or contact us directly. This is the perfect way to do spring cleaning and to help the SWCFFI!

CASTING 9-4

20/20 Casting lessons: FFI Certified and Master Casting Instructors will be available for personal casting lessons at \$20 for 20 minutes. Tune up your techniques for the upcoming fishing season. Participants will be analyzed by instructors and receives tips to improve their single-hand or Spey casting. Come join in on the fun of casting!

RAFFLE & SILENT AUCTIONS 9-4

Take a chance at winning some fantastic raffle items. Raffle tickets will be sold at the event. For your bidding pleasure both select and special silent auction items will be on the tables all day. Come and place your bids!

Eastern Sierra Report from Sierra Drifters

Middle Owens River (Bishop Area) 12/22/18

The river is holding at 82 cfs. The hatches around noon are coming off daily now. Some good sized Blue Wing Olive mayflies are putting on a show and some fish are responding to them. We are seeing rising fish working the soft foam lines in the afternoons along the bends of the river. The new BWO generations have been emerging daily around the 12-2 window on most days. Streamers like Loebergs, Spruce-a-bu's, Punk Perch, and Agent Orange have been fooling some nice fish recently. We can fish up to 3 anglers per boat and offer half day trips (4.5 - 5 hours) or full day trips (7 hours) to meet your needs.

Upper Owens River 12/22/18

Good amounts of large and medium sized snow-bows have moved up river. You will have to cover some ground to locate them, as they are not concentrated in great numbers in one specific area. Most of the snow has dissipated from the roads and care must be taken while driving in and out as the possibility still exists to get a vehicle stuck. The section from the Benton Crossing Bridge down to the fishing monument is now closed. Flows are now at 87 cfs. Crystal eggs, #14-16 San Juan worm red, #14-16 Level Crystal Leeches, #14-16 Parallel Assassin Dark and Light, and #16 Broken Back Copper Tiger Midge getting the most bites!

The section upstream from the Benton Bridge is open year-round with special regulations. Seasonal closures and angling restrictions apply downstream from the bridge, check regulations before fishing in this section. We walk and wade guide here. During winter we will access the UO with snowmobiles.

Hot Creek 12/22/18

Flows now at 8 cfs as a slight warm up has caused some runoff to take place. Midges, mayflies, and a few caddis have been showing up daily. The newly planted fish have been taking advantage of the micro midge hatch all day. Larger size trout have been keying in more on nymphs, strymphs, and worm and egg patterns. It can get crowded here while the weather is mild so finding a good spot on the creek can pay off. #18 mayflies, #18-22 midges, #20 Brassies, and egg and SD worm patterns have been getting some serious looks and takes from the resident trout.

This is a year around fishery with special regs in place. We walk and wade guide here.*Tom Loe, Doug Rodricks, Doug Dolan, and Hans Grotewold are under permit from the Inyo National Forest Service to guide Hot Creek.

East Walker River 12/22/18

Still going pretty solid here in the deepest sections of the river. The fish tend to concentrate in the deepest water this time of year as frigid temperatures and low water have them seeking out slightly warmer water. Lots of juvenile perch have been washing through the pipe and stacking up below the dam area. A good mixed bag of fish sizes are biting on properly presented flies. Target the deepest pools and runs and you can be rewarded with some real beauties. #18 Copper Tiger Midges, #14-16 Parallel Perch, #14-16 Level Leeches, and Assassins dark and light

Pyramid Lake 12/22/18

Lots of fish moving in tighter to the beach. Good opportunity now for fly fisherman. Water temperatures have now reached the 52 degree mark and the big cutthroat trout have moved in shallow. We have been seeing fish to 14.5 lbs with some even pushing the 20lb mark. Popcorn Beatles, Midnight Cowboys, #12 Copper and Black Tiger Midges, Parallel Assassins, and Spruce-a-bu's working well. Call for more info.



FREE INTERMEDIATE FLY CASTING 1st and 3rd Sundays at 8am Ski Beach, Mission Bay Park

John Wylie and I (Dennis Panish) are teaching free intermediate fly casting lessons on the first and third Sunday of every month down at Ski Beach Mission Bay. Lessons start at 8 am and run about an hour. I recently received my Casting Instructor certification from FFI. This is open to all SDFP members including beginners and intermediate fly casters.

Funny Page



"Whoa! This stream's got a litter problem, John. Check out all the shredded clothes floating downstream."

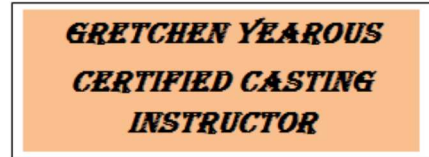


FREE CASTING LESSONS
EVERY SUNDAY starting at 9 AM

Join the San Diego Fly Fishers at Lake Murray to cast or improve your skills. Free instruction is available. Bring your own equipment or use the club equipment, available from one of the instructors. DIRECTIONS--Take Interstate 8 to Lake Murray Boulevard. Go north on Lake Murray Boulevard to Kiowa Drive. Make a left and continue to the parking lot next to the boat dock. We are to the immediate right of docks under the large cabana. See you there!

Fundraiser Sponsors

A special thank you to our Sponsors. Please Support them with your business.



**San Diego Fly Fishers
2019 Directors**

Sherry Ashbaugh**President**
 Pending.....**1st Vice-President**
 Bruce Harris**Treasurer**
 Mark Hedderson.....**Secretary**
 Bruce Bechard**Programs**
 Jack Duncan.....**Rod Building**
 Mike Gilroy.....**Media Coordinator**
 Lee McElravy .**Project Healing Waters**
 Gary Strawn **Conservation**
 Alan Thompson..... **Membership**
 Paul Woolery..... **At-Large**

Other Chairpersons

Alan Thompson**Fly Casting Clinic**
 Lucky Ketcham**Fly Tying Clinic**
 David Collins **Web Master**
 Don Davis.....**Video & Library**

IGFA Contact

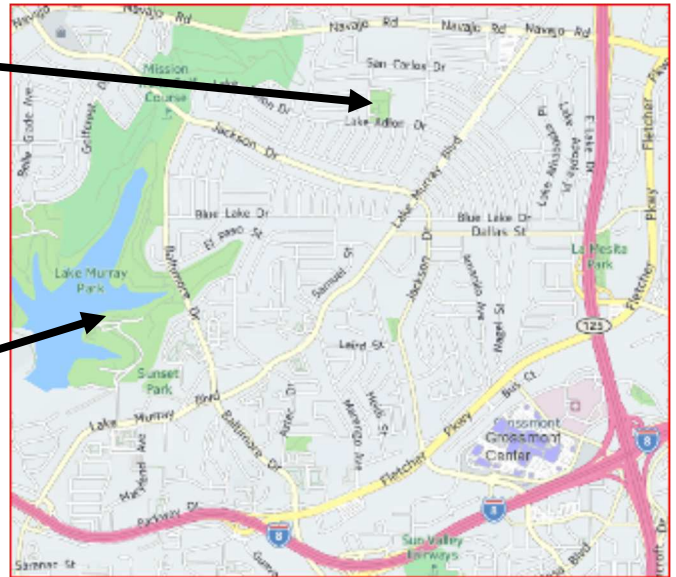
Wesley Woll
 675 S. Sierra Ave. Unit 25
 Solana Beach, CA 92075
 858-481-6386 858-395-9479 cell

Fly Tying Congress
 Thursdays 6:30-8:30

San Carlos Rec. Ctr.
 6445 Lake Badin Ave.
 San Diego, CA 92119

Fly Casting Clinic
 Every Sunday 9 to noon.

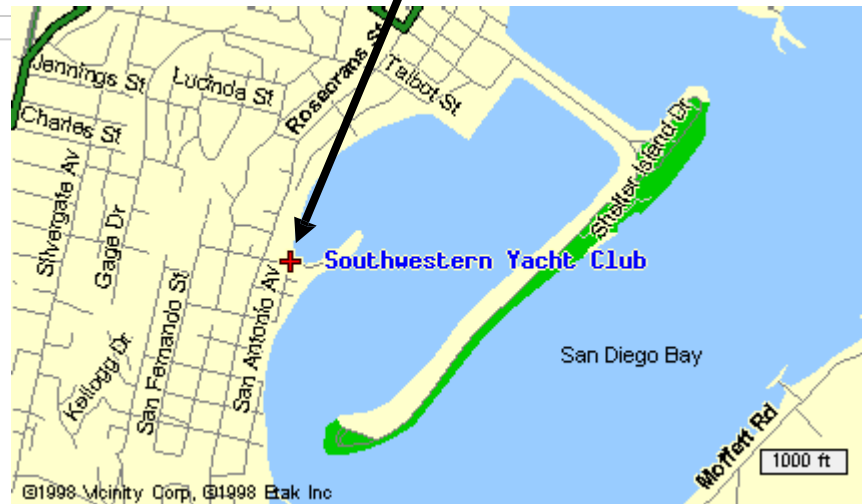
Lake Murray
 Kiowa Dr.
 San Diego, CA 92119



Monthly Programs

First Monday
 7:00 p.m. to 9:00 p.m.

Southwestern Yacht Club
 2702 Qualtrough Street
 San Diego, CA 92106



San Diego Fly Fishers



Cleaner Water, Brighter Streams, Better Fishing

**Affiliate Club of the
 Fly Fishers International**

Since 1962

Directions from Highway 8 (traveling West) or Interstate 5 (traveling South)

Take Rosecrans exit West to Owen Street
 Turn Left on Owen Street, drive 1 block to San Antonio
 Turn Left on San Antonio, drive 2 blocks
 Turn right onto Qualtrough and follow to SWYC entry-way at end of street.

Southwestern Yacht Club
 2702 Qualtrough Street
 San Diego, CA 92106
 (619)222-0438