

FINNY FACTS

Archive Version

San Diego Fly Fishers

October 2017 Cleaner Water, Brighter Streams, Better Fishing **Volume 40 No. 10**

STAR/PAL Youth Fishing Derby– New Information for Volunteers Page 4
Project Healing Waters– Fly Fishing schedule located Bottom Left
Trout in the Classroom Starting this Month and Several Schools

This Month's Speaker



The best description about Alex comes from a review on YELP:

I had the opportunity to fly fish with Alex on San Diego bay. GREAT guide and awesome charter. Alex was incredibly knowledgeable about the local fishery and had some great technique advice for fishing with sinking lines. Cant give you specifics about his shop but would not hesitate to reserve him for a day of salt water fly fishing



Alex Cady– from The Fly Stop
Topic: Fly Fishing our Local Salt Water.

The review was a 5 star from this fly fisher and we are in for a special presentation Monday, October 2nd at Southwestern Yacht Club.



October Schedule
 Oct 3 Tuesday-NMC-SD
 Santee Lakes 10-noon
 Oct. 5 Thursday– San Carlos
 Recreation Center 6:30-8:00 pm
 Oct. 14 Saturday– ASPIRE
 Santee Lakes– 9:30-noon

November Schedule
 Nov 2– Thursday-San Carlos
 Recreation Center 6:30-8:00 pm
 Nov 11-Saturday– ASPIRE
 Santee Lakes– 9:30-noon

December Schedule
 Dec 7-Thursday– San Carlos
 Recreation Center 6:30-8:00 pm
 Dec 9- Saturday– ASPIRE
 Santee Lakes– 9:30-noon



Trout in the Classroom is starting strong lead by **King-Chavez Neighborhood Schools**. The art work above was hanging in a 4th grade classroom from this past spring. Plus there are other schools starting this month. Volunteers welcomed !!

Inside

- President's..... Page 2
- Mammoth Trip.....Page 3
- STAR/PAL..... Page 4
- Craig Smith's Column Pages 5 and 6
- Project Healing Waters... Page 7
- Volunteers..... Page 8
- Future Events..... Page 9
- Membership Renewal ...Page 10
- Instructional Clinics... Page 11
- LOGO clothing..... Page 12
- Eastern Sierra Report.....Page 13
- Funny Page.....Page 14
- Sponsors Page..... Page 15
- Awards.....Page 16
- Board Information..... Page 17

Next Program
 Monday, October 2nd
 Southwestern Yacht Club

Greetings all San Diego Fly Fishers:

October is knocking on the door and it is time to dust off our Fall fishing gear, tune up our rods and reels and to get our Hopper fly boxes out of storage. Fall is close and the winter fly fishing season is around the corner. Last week there was 9" of snow in the high Sierras and Tioga pass was temporarily closed to traffic.

The annual unofficial Mammoth trip was a great success with good fishing days, great weather, minor fly fishing immersions and some great days of catching sierra trout. The food was great and the tall fish stories better. A good time was had by all.

Art Reifman and I hired Sierra Drifters founder and expert guide Tom Loe who expertly put us on the Crowley Lake Monsters in the brisk wind for an incredible day of fishing: Thanks Tom.

Other fishermen had great luck on the creeks and Lakes around Mammoth. David Collins, **Lucky Ketchum** and others did well. Pics to follow. As always it is nice to catch fish but there is more to fly fishing.

The Boy Scout Powder Horn is in the books and a good time was had by all even with the wind and the sun. The Boy Scouts thank all of our volunteers for your efforts.

Project Healing Waters has been out-reaching with fly tying, fly casting and fly fishing instructions with our vets with great success. The Program is getting the attention of contributors and the public and we appreciate all of the time and energy that our volunteers past and present have unselfishly given to our wounded warriors. As our veteran numbers grow we are in desperate need of volunteers. Contact **Lee McElravy** to volunteer.

SDFF's Lake Murray casting on Sunday mornings is seeing great numbers of new faces and eager students who want to try their hand at fly casting. We are looking for volunteers to help the beginners and novice fly casters. Contact **Alan Thompson** if you want to volunteer. Thanks to all that do give of their time.

Gary Strawn and his merry band of 8 volunteers are headed up to the Golden Trout Wilderness to further enhance the golden trout's habitat. Thanks Gary and volunteers

Watch the SDFF website for the upcoming speakers and programs.

Fred Gregory

President San Diego Fly Fishers
Regards



Don't Forget
Time to renew your membership with San Diego Fly Fishers for 2018. Use the form provided in this publication to mail a check
OR Renew on-line

**Read
The
Indicator

E-mailed
By
Sherry
Ashbaugh**



Thank you for your support.
Bratwursts are available for purchase at COSTCO Warehouse stores.
For the second year in a row, Larry George provided the fresh hamburger meat and Bratwurst for our Casting Event held at Tidelands Park

Mammoth Trip 2017

A Private group of Fly Fishers and friends go Fishing


Early in September, nine guys gathered in Mammoth Lakes to renew an annual event that was cancelled the past two years due to extreme drought. The weeklong fishing adventure saw **Bob Pharoah, Richard Strobel, Dave Brady, Dale Lund, Lucky Ketchem, David Collins, Art Reifman, Fred Gregory, and Alan Thompson** catching trout at Crowley, Upper Twin, George, and Mamie Lakes plus the Upper Owens, San Joaquin Rivers and Rock Creek. The evenings we had incredible meals and was entertained by Mother Nature with thunder, lightning, and hail on three evenings. A great trip.



Fly Fishers in action.

Art Reifman and **Fred Gregory** are fishing a Mammoth area stream and (*below right*) went out with Tom Loe on Crowley Lake and caught these beautiful trout.

There were other pictures taken with **Lucky Ketchem** posting to his Facebook page, otherwise, there were no other photos submitted.



ANNUAL STAR/PAL FISHING DERBY OCTOBER 21ST



This years Star/Pal kids fishing derby will be held on Saturday, October 21st. However, before the derby can be held there is a matter of preparing the rods and reels for the kids.

Star/Pal has requested the rods be prepared the Friday a week before the derby. So on Friday, October 13th at 10am the rods will be assembled at the Star/Pal office, located at 4110 54th St, San Diego. To enter the Star/Pal parking lot you must use the on ramp to south bound 54th St. from Orange Ave! The rods will be assembled indoors and lunch will be provided.

Those planning to assist the kids with fishing and rod repair will report to Chollas Lake at 7:00 am on Saturday October 21st. Fishing begins at 9:00 am. Lunch will be provided to all the kids and volunteers. For additional information please contact Paul Woolery (

Fly Tying Congress Every Thursday 6:30-8:30 PM

Join the San Diego Fly Fishers at San Carlos Recreation Center at 6445 Lake Badin Ave. in San Diego. Instruction to create your own fly is available. Bring your own equipment or use the club equipment, available from one of the instructors.

DIRECTIONS--From Interstate 8 take the Lake Murray off-ramp and drive toward Lake Murphy. Travel on Lake Murray Blvd. for 1.6 miles and turn left at Lake Adlon Drive (1st corner past Jackson Drive). Go three blocks and the Recreation Center will be on you right.

Fly Lines Part 2: Matching Lines with Rods

By Craig Smith

Last month we discussed fly line weights and the AFFTA standard for assigning weight ratings to fly lines most commonly be used for. This is an entirely subjective process.

A perusal of internet forums will reveal thousands of posts where someone declares something like the Orsageloomington Miraclecast 6 wt. is really a 7 wt. rod (yes, I just made up that company name and model). And someone else is emphatic that it is really a 5 wt. Since the rating is a subjective assignment by the designer, there are no "miss-rated" rods. That doesn't mean you have to agree with the rating, but if Company X says a rod is a 6 wt., it's a 6 wt. because the designer says so, even if we prefer a different line with that rod. There is a lot of variation among fly rods in terms of action and we all have different levels of casting skill and style different preferences in rod performance. I have 6wt rods that load well for me with 20' of a 6wt line outside the rod tip, some with 30', and others that feel best when I get 40' of line outside the tip. Others prefer different lines on some of the same rods. It is perfectly normal for you to prefer a different line on a rod than the designer or your fishing buddy or someone posting an opinion on the internet.

Rods are designed to cast with the length of line that the designer feels the average caster will be carrying outside the rod tip in the situations they envision the rods being most commonly used. Lighter rods, say 5 wt. and under are often designed to load optimally with around 30' of line, which would mean casts of 40' or less (including leader). Heavier rods, which are often used to cast longer distances, are typically designed to load and cast optimally with longer lengths of the rated line, often 40'-45'. The more line you can handle outside the rod tip, the less line you need to shoot to reach those long 70' and longer casts. Even some 5 and 6 wt. rods are designed to optimally load with more than 30' of the rated line outside the tip. *But this information is not on the rod or in the catalog.*

So how do we go about selecting a line? Use the rating on the rod as starting point. That is where I always start. This works

more often than not for the majority of anglers over a range of conditions but there are some points to consider that may lead you to choosing a different line.

If you cut up and weigh a 5' section of the belly of a weight forward fly line you will find that the mass of that section will on average be roughly the same as one line weight. For most weight forward fly lines the 30' mark will be in the belly section. This fact tells us something important that can help us select a line for our rod.

The rod/line combination is dynamic system and the rod does not know what line it is casting. When you change the amount of line outside the rod tip during the cast you are changing the load on the rod. Less line less load; more line more load. For example, if you have 35' of a 6 wt. line outside the rod tip you will have a similar load to having about 30' of a 7 wt. line outside the tip. If you have 25' of a 6wt line you will have approximately the same load as if you had about 30' of a 5 wt. line outside the tip. So, we can take fly lines of three different weights, and by casting with different lengths of the same line, we can load the about rod the same. Looking at it from a different perspective, by extending different lengths of a single line outside the rod tip, you can achieve the same load as casting a single length of differently rated lines.

Before I go on I will address a little note we sometimes see in the literature or warranty papers for fly rods. You may find a statement in the fine print that reads something like "... using line heavier than the rod's rating will damage the rod..." Such statements are a crock. Good casters can easily cast a 5 wt. rod with 50' of a double taper line outside the tip. This would be about the same load as casting 30' of a 9 wt. line. If you cast 30' of a 9 wt. line on most 5 wt. graphite rods and even some glass and cane, the rod will be just fine.

We often fish at distances that are shorter than our rod optimally performs with a line matching its rating. If you are going to be casting shorter distances most of the day it will often be beneficial to use a line one or two line sizes greater than the rod's rating. The shorter distances might be 10'-20' with

a 5 wt. rod or 20'-25' with an 8 wt. rod. A typical example of fishing at closer distances would be when you are working your way along a shore in your float tube casting bass bugs to cover. You may be casting to targets only about 40' or less or so away. With a 9' leader, and 9' rod you will only have about 20' of line outside the of the tip for the cast. This is not enough to optimally load your fly rod and you will have to work harder to make the cast. I prefer to let the rod work. In these situations, you can often benefit by going up one or two line sizes and sometimes three. I often fish a 6 wt. rod with an 8 wt. line when tossing smaller Dahlberg divers, or I will use an 8 wt. rod with a 10 wt. line when casting bigger cork poppers or hair bugs. The heavier line will help better load the rod without working too hard which adds up to less work on my part. The rod handles this heavier line just fine. Another situation where using a heavier line may make sense is when fishing nymphing rigs with shot and indicators. A lot of nymph fishing with these rigs is done at close range with less than 15' of line outside the rod tip. I often use a 6 wt. or even 7 wt. line on my 5 wt. rods when nymph fishing.

ines based on the mass of first 30 feet of the line as measured in grains. We also discussed how line manufacturers often deviate from the standard, which I have included here again for reference. And I finished up with a teaser: While there is an AFFTA standard for rating fly lines (which isn't always followed), there is no such standard for rating fly rods!

What?! Yep, there is no standard for rating rods by line weight even though almost every rod from the factory has a recommended line weight rating on the rod. So how does that rating get assigned? Assignment of a rod's recommended line weight rating by the rod designer is purely subjective and has nothing to do with the 30' standard for rating lines. The rod designer determines what line works best for each rod, based on their preferences, casting style and ability, and the types of fishing situations they feel the rod will

-
continued next page

Fly Lines Part 2: Matching Lines with Rods -continued

By Craig Smith

Continued from previous page

Another reason to go up line sizes is to cast heavier or more wind resistant flies or combinations of flies and indicators and split shot. In fly casting, the line carries the lure (fly). To do this effectively the line needs to have enough mass and velocity (momentum) to carry the weight of the fly through the air and overcome air resistance. This is why it is easier to cast bigger and heavier flies with heavier lines.

When you read the catalog specifications for integrated shooting taper sinking lines rated in grains, usually you will see that based on grain rates, the line is recommended for rods about two weights less than the grain weight equivalent based on the AFTTA standard. For example, a 300 grain integrated shooting taper line is typically recommended for an 8 wt. rod. By the AFTTA standard, an 8 wt. line would weigh 210 grains at 30' and a 10 wt. line is 280 grains. The heads of sinking integrate shooting taper lines are commonly around 30' long (sinking portion and sometimes a "handling" back section. If you extend much more than 30' of that 300 grain integrated shooting taper you get into the thin running line making it very difficult to make a cast with much more than 30, of line out. Based on the information provided above, we can see that a 300 grain 30' head has about the same mass as 40' of a standard 8 wt. fly line. Since that 8 wt. rod was most likely designed to load optimally with about 40'-45' of an 8 wt. fly line, a 300 grain integrated shooting taper line is a good match for the 8 wt. rod.

Full length sinking lines are declining in popularity in favor of integrated shooting taper lines but are still used by some anglers. Many angler find that full length sinking lines also cast better when they are one or two weights heavier than the rod's rating.

As we discussed last month, some fly lines are actually heavier by 1/2 weight or more than their designated line weight

rating when compared to the AFTTA standard. If you carefully read the line descriptions in catalogs for these lines you might have noticed some text that reads something line "slightly heavier to assist new casters" or "heavier to help better load fast action rods." The excellent Scientific Anglers Master GPX series of lines (recently replaced by the MPX series) were one-half weight heavier. Another example is the very popular RIO Grand line which has a mass that is actually one line weight greater than the standard. These lines don't really load a rod better (remember, the rod doesn't know what line is on it). They just provide a bit more load with a little less line out which may help novice caster better feel the rod load or help more experienced casters when casting shorter distances.

When using some of the lines that have a mass equivalent to two or more line weights heavier than the line rating on the box, (e.g. Rio Outbound Short, Scientific Anglers Titan tapers) you should just match the line to the rod such that the line

Line Wt (Column 1)	Wt. in Grain (mass) (column 2)	Allowed Variance in Grains (column 3)	Wt. in Grams (mass) (column 4)
1	60 ±6		3.90
2	80 ±6		5.20
3	100 ±6		6.50
4	120 ±6		7.80
5	140 ±6		9.10
6	160 ±8		10.40
7	185 ±8		12.00
8	210 ±8		13.60
9	240 ±10		15.50
10	280 ±10		18.15
11	330 ±12		21.40
12	380 ±12		24.60
13	450 ±15		29.20
14	500 ±15		32.40
15	550 ±15		35.60

weight rating on the box matches the rating on the rod. These lines have 30'

heads and are already designed to compensate for the fact the rods these are commonly used on rods will load optimally with 40'-45' of the AFTTA standard line the rod is rated for. How do you know for certain whether a line's weight rating deviates from the AFTTA line rating on the product box? Most line companies now provide the weight in grains of the first 30' of the line in their catalogs and on their websites.

So, how does this all play into selecting a line to string up your rod? If you don't like the way your rod feels with the rated line, try a line that is lighter or heavier than the rod's rating and cast it the distances you will when fishing the rod. If possible test cast with flies you will be fishing with. You may find you like a rod better with a different line than the rod's line weight rating. If you may be carrying a very long length of fly line outside the rods type it may pay off to go down a line size though few anglers do this as this is a less common situation. You don't want to buy a bunch of lines? Me either. Your local fly shop may have some lines available to string up your rod and test cast with. Check with your fishing partners too as they may have some lines you can try. Over the years, I have often borrowed lines from my angling friends.

Finally, I have often heard it said and seen it written that heavier or lighter lines change the action of a fly rod. This is false. A rod's action is a property of the rod's construction. Changing the line to a heavier or lighter line, or extending/shortening the length of line cast only changes the load (bend) when you cast. If the rod loads (bends) less it will unload (unbend) faster, if it has a greater load it will take more time to unload. Casters *perceive* this as a change of action (faster or slower) but the action of the rod is not changed.

**Project Healing Waters Fly Fishing
San Diego Chapter**

**Community Program for Veterans....
FREE FLY TYING AND
FLY FISHING
PROGRAM**



**When: 1st Thursday of the month
Time: 6:30pm to 8:00pm
Where: San Carlos Recreation Center
6445 Lake Badin Ave., San Diego, CA 92119**

**FREE-- Fly tying (all materials supplied)...Prize drawings
(flies, rods/reels, tools, etc.)
Sponsored fly fishing outings**

PROGRAM OPEN TO ALL DISABLED VETERANS

**Sponsored by Project Healing Waters & San Diego Fly Fishers
Please rsvp to**

phwsandiego@gmail.com

Volunteer Opportunities

RECURING EVENTS

Every Sunday Morning at 9am

Lake Murray Casting Clinic

Join **Alan Thompson** and his crew. We can always use additional help as the number of students can vary greatly from week-to-week. We are teaching two basic casts: the roll cast and the overhead cast. Bring a comfortable chair, your winning personality, and we will supply the equipment.

Every Thursday Evening at 6:30 pm.

San Carlos Recreation Center

Meet a group of dedicated fly tyers that are giving instruction as to tying most of the popular flies. For more information contact **Lucky Ketcham**.

Advanced Fly Casting

Mission Bay Park– Ski Beach area

Join **John Adanetz** as he instructs fly casters in advanced casting techniques. This group meets the 1st and 3rd Sunday at 8am.

SPECIAL EVENTS

Casa Vieja Meadow in the Golden Trout Wilderness

Join SDFP members as they make two trips annually, one trip in early summer to repair and set up the cattle excursion fence to protect the fragile mountain meadow. The second trip occurs in the fall to take down the barb wire fence to minimize winter storm damage. While in the meadows, look for the elusive Golden Trout that can be found in the small streams.

Trout in the Classroom

This event will become a recurring event as we continue to build increase participation by local schools. There is the possibility to raise and release trout three times during the academic year.

Updates to this rapidly expanding program will be listed here or in the *Indicator*.

Project Healing Waters- Fly Fishing-San Diego

San Diego Fly Fishers has increased the number and types of settings to help disabled veterans.

WE NEED YOUR HELP.

We have added a new group of veterans who attend the ASPIRE program and are scheduled to meet monthly the 2nd Saturday at Santee Lakes. If interested see **Lee McElravy**

We have returned to the **Naval Medical Center San Diego** after an extended absence. Each group receives 3 classes followed by an outing to test their skills. And meet on Tuesday evenings from 6-7:30 pm. If you are interested, see **Larry Sorensen**.

Finally, our evening program at San Carlos Recreation Center that meets monthly the 1st Wednesday from 6:30-8:00pm. If Interested see **Lee McElravy**.

Bottom Line: WE NEED YOUR HELP.

Fly Tying Congress Every Thursday 6:30-8:30 PM

Join the San Diego Fly Fishers at San Carlos Recreation Center at 6445 Lake Badin Ave. in San Diego. Instruction to create your own fly is available. Bring your own equipment or use the club equipment, available from one of the instructors.

DIRECTIONS--From Interstate 8 take the Lake Murray off-ramp and drive toward Lake Murphy. Travel on Lake Murray Blvd. for 1.6 miles and turn left at Lake Adlon Drive (1st corner past Jackson Drive). Go three blocks and the Recreation Center will be on your right.

Future Events



International Fly Tying Symposium Moving to Lancaster in November 2017

The 2017 International Fly Tying Symposium is scheduled for Nov. 11-12 in the ballroom of the Marriott Hotel, Lancaster, Penn.

“While the shuttering of our longtime Somerset tying venue came as a shock, the Lancaster Marriott ballroom is perfectly-sized and offers far more amenities,” said show director Chuck Furimsky. “It was sheer luck that the room was available,” he added. The 9,000-square foot ballroom is in the stately hotel on Downtown's Penn Square, 25 So. Queen St., some 4.4 miles from the outdoor Landis Valley Museum and 4.9 miles from Dutch Wonderland amusement park. “It is the perfect size and perfect place for the symposium,” said Furimsky

“Tiers who have always wanted to join the list of internationally-known artists and demonstrate at the symposium are welcome to contact me at Chuck@flyfishingshow.com or call 814-443-3638. It's a favorite weekend event for a dedicated following and this move is centrally located for our loyal crowd; close enough to Philadelphia, Trenton, Baltimore, Washington and other major population centers and the ideal family weekend getaway site,”

Fly Tying Congress Every Thursday 6:30-8:30 PM

Join the San Diego Fly Fishers at San Carlos Recreation Center at 6445 Lake Badin Ave. in San Diego. Instruction to create your own fly is available. Bring your own equipment or use the club equipment, available from one of the instructors.

DIRECTIONS--From Interstate 8 take the Lake Murray off-ramp and drive toward Lake Murphy. Travel on Lake Murray Blvd. for 1.6 miles and turn left at Lake Adlon Drive (1st corner past Jackson Drive). Go three blocks and the Recreation Center will be on your right.

Membership Renewal by Mail

Date _____ First Name _____ Last Name _____ MI ____

- Individual Membership - \$40.00 Family Membership - \$50.00
 Military Membership - \$25.00 (Active Military only) Military Family Membership - \$35.00 (Active Military only)

Change of Address or Email Address : New Address _____
City _____ State/Zip _____

Email _____ @ _____
Please Print Clearly)

**PRINT THIS PAGE then
MAIL THIS FORM AND YOUR CHECK TO:**

**SAN DIEGO FLY FISHERS
10601-G Tierrasanta Blvd #327
San Diego, CA 92124**

COUPON...SAVE \$ 5.00...COUPON

Join **IFFF** and take \$5.00 off your **San Diego Fly Fishers** Membership and be entered in an **IFFF** raffle where 1 out of 12 new members will win a new fly rod.
See John Adametz or Steve Vissers for more details

By using this form you save your club the expense of mailing a renewal form, can save you money if you renew in person at a club meeting, and this is the green al-

ON-LINE MEMBERSHIP RENEWAL

On-Line Renewal

Here's how you do it:

1st: on your computer (or other device) go to www.sandiegoflyfishes.com

2nd: click on [Join Our Club](#)

3rd: in the orange colored box click on [Renew Online](#)

4th: Read the entire page and complete the form in the aquamarine colored box

5th: After you have completely filled out the form, make sure you click the box that states **I have read and I agree to the terms of the San Diego Fly Fishers General Release*. Not sure what is in General release, Click Button on bottom right that says [Read SDFP General Release](#)

6th: For safety, copy the number in a picture above Submit Button and copy that number in a box below the number.

7th: Hit [Submit Membership Info](#)

8th: Select membership type and follow instruction to make payment.

Final Note: If you have made an online purchase, you can work this system.

Instructional Classes offered by Sdff

Advanced Casting Instruction

with

John J. Adametz, IFFF Casting Instructor

8 to 9AM, first and third Sundays

Ski Beach Park

Mission Bay Park

I am offering Advanced Casting Instruction to any San Diego Fly Fishers or Golden State Flycasters club member on the first and third Sunday of each month from 8 – 9 AM starting January 3, 2016. If you are looking to improve your casting or are interested in preparing for and obtaining your International Federation of Fishers Certified Casting Instructor credential, I can help. Let's work together, have some fun, and learn some casting! Please contact me at john.adametz@gmail.com should you have any questions.

John Adametz is a freelance outdoors writer, fly fishing enthusiast and International Federation of Fly Fishers Certified Casting Instructor. He is affiliated with San Diego Fly Fishers, Golden State Flycasters, Mississippi Coast Fly Fishing Club, and Brotherhood of the Junglecock (Maryland Chapter). Any day fishing is a good day!

FREE CASTING LESSONS

EVERY SUNDAY starting at 9 AM

Join the San Diego Fly Fishers at Lake Murray to cast or improve your skills. Free instruction is available. Bring your own equipment or use the club equipment, available from one of the instructors. DIRECTIONS--Take Interstate 8 to Lake Murray Boulevard. Go north on Lake Murray Boulevard to Kiowa Drive. Make a left and continue to the parking lot next to the boat dock. We are to the immediate right of docks under the large cabana. See you there!

Fly Tying Congress

Every Thursday 6:30-8:30 PM

Join the San Diego Fly Fishers at San Carlos Recreation Center at 6445 Lake Badin Ave. in San Diego. Instruction to create your own fly is available. Bring your own equipment or use the club equipment, available from one of the instructors.

DIRECTIONS--From Interstate 8 take the Lake Murray off-ramp and drive toward Lake Murphy. Travel on Lake Murray Blvd. for 1.6 miles and turn left at Lake Adlon Drive (1st corner past Jackson Drive). Go three blocks and the Recreation Center will be on your right.

Ordering Clothing from Cabelas With our Club LOGO

CABELA'S EMBROIDERED CLOTHING

Our Club logo is available to be applied to items purchased at Cabela's. Here is the information you will need.

Step 1: Decide what article of clothing you want the club logo to be placed on and write down the number and color you want to purchase. There are good deals on the Corporate Sales book found online. Then choose the logo you will use. Blue lettering LOGO is for light-colored item (**LOGO number 30016093**) or gold lettering LOGO for dark colored items (**LOGO number 30015627**).

Step 2: Contact Cabelas Embroidery at (877) 892-4424 (Telephone), or facsimile at (800) 237-4401. or on-line at embroidery~cabelas.com

Step 3. When connected to the Embroidery Department, Give them the SDFE Customer Club Number when placing an order. This number is **40479874**. You may receive a 0-10% discount by using the Club Number. However, for almost all items there is an embroidery charge of **\$5.00**.

Step 4: Finalize the order and use a credit card to secure your purchase by phone. **If you are ordering by FAX or e-mail, do not include a credit card number.** For security reasons, Cabelas will call you for that information.

Step 5: Check your product when it arrives.

The Official San Diego Fly Fishers Shirt which is displayed on the right. You can own this special shirt which guaranties that you will stand out in a crowd.

**Order from Cabelas (see above)
Item #1K-904591
Color-Vivid Blue**

Get Yours Today !



Embroidery is available locally at **TCB Embroidery** located at 8924 Carlton Hills Blvd. San-tee, CA 92071 Phone- (619)-562-2320 Fax (619)-562-3510
tcbembroidery.com

Eastern Sierra Report from Sierra Drifters

Quick Look Fish Report 9/23/17

) Fall has arrived in the Eastern Sierra, and with it came the first snow in the upper elevations. A cold front pushed through which brought lots of wind and freezing temperatures. Some of the highest elevations received snowfall amounts up to 9.5". Warmer weather is in the forecast going into next week. This changed the bite at Crowley Lake over the last few days, and locating fish and selecting the correct flies have been very important to stay on them. Bridgeport Reservoir still holding fish in the creek channels and East Walker River flows have dropped. Fishing remains good here with some larger fish scattered throughout the river. San Joaquin River still good when the weather gets warm with dry flies. Upper Owens good for nymphing the deeper pools. Hot Creek fishing decent for smaller fish along the banks and open weed lines. Middle Owens River experiencing a flow increase again.

Crowley Lake 9/23/17

Prior to the cold front moving in, the fishing was downright "excellent". Fishing in the shallow water along the McGee Creek channel has yielded some beautiful large fish. Level leeches, Assassins, Punk Perch, and Midges were the hot flies last week. The fish have moved around a bit and have changed their diets for now, but they should return to their usual holding areas as the weather warms up again and the high pressure builds. The north arm of the lake was very green with algae, but has now cleared up due to strong Northwest winds the last few days which have pushed the goo out. There is a well defined channel holding a good number of fish currently. The fish are beginning to pile up on this side of the lake as they ready themselves for the fall spawn. We still have the rest of September and the entire month of October left on this stillwater to get you on that fish of a lifetime.

San Joaquin River 9/23/17

Flows now at 50 cfs. Search out the deepest pools for the biggest concentrations of fish. Do not overlook the pockets of water in front of and behind rocks. Drag free drifts have been getting bites on the surface with a dry fly that matches the hatch. Small nymphs have also been working well in the deeper pools.

Upper Owens River 9/23/17

River now at an excellent flow rate at 71 cfs. Up slightly in flows now. Dry fly fishing was good before the cold front moved in. Try nymphing in the deeper pools and runs. Warmer weather will return and dry fly fishing should improve.

Middle Owens River (Bishop Area)

552 cfs on the river currently with 150 cfs coming through from Bishop Creek. River has come up in flows recently. A bit of color is now in the river again from the flow increase. The reservoir is fishing good while pulling full sink and sink tip lines from a tube. Go with dark streamer colors on the overcast thunderstorm days and lighter colors when the sun is high in the sky and bright. Wild Trout area is high right now and it is probably best to fish elsewhere.

Hot Creek 9/23/17

Flows now at 26 cfs. Not much change here in the way of flows. Try moving around and hitting any areas that appear to be fishy. Pockets, undercut banks, riffles are all good holding areas for trout here. Try dry fly and dropper combos along the far edges of the banks. Fish are eager to jump on whatever offering falls from the banks.

East Walker River 9/23/17

River now at 237 cfs. This is a great flow rate for wading now and crossing. Care must still be taken while walking in the river as most of the rocky areas are extremely slippery. Nymphing with heavy weight in the faster and deeper water has been productive. The slower sections have also been holding some nice fish. Copper Johns, midges, Possey Buggers, Punk Perch, Crystal Leeches, Crawdad patterns, and San Juan Worms have been excellent flies. We are now taking trip reservations for the East Walker..

Bridgeport Reservoir 9/23/17


The Reservoir has been producing some quality fish.. The creek channel inlets have been the place to be. Hanging "Assassins, Punk Perch, Leeches, Midges, and Agent Orange patterns" have been fooling a lot of fish. It is great to see this place make such a strong return. All facilities are open, Chase at the marina has boats available. Water level is high, but has been dropping at a decent pace.



Funny Page



"I've been falling in so often lately, I figured I might as well start taking a look around."

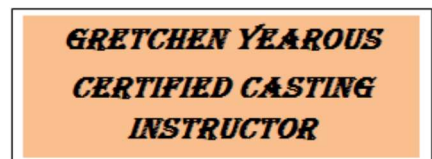


FREE CASTING LESSONS
EVERY SUNDAY starting at 9 AM

Join the San Diego Fly Fishers at Lake Murray to cast or improve your skills. Free instruction is available. Bring your own equipment or use the club equipment, available from one of the instructors. DIRECTIONS--Take Interstate 8 to Lake Murray Boulevard. Go north on Lake Murray Boulevard to Kiowa Drive. Make a left and continue to the parking lot next to the boat dock. We are to the immediate right of docks under the large cabana. See you there!

2017 Fundraiser Sponsors

A special thank you to our Sponsors . Please Support them with your business





Recipients of the
STROUD AWARD

Jim Brown.....	2004
Allen Greenwood.....	2005
Hugh Marx.....	2006
Mike Rivkin.....	2007
Bill Van Wulven.....	2008
Larry Bottroff.....	2009
Gary Strawn.....	2010
Bob Fletcher.....	2011
Bill and Eileen Stroud.....	2012
Paul Woolery.....	2014
Louie Zimm.....	2015
Tom Loe.....	2016

Cut-off date for **November Finny Facts** is Friday,
October 20 2017
Send articles to:
Alan Thompson at
tinnyfacts@gmail.com

Send change of address information,
or Club membership renewal to:
Sandiegoflyfishers.com

Also, Visit our club's website today for new
pictures, articles, and other useful information.
[WEB Address at bottom of this page.](#)

LIFE MEMBERS

Gordon Foster (in memoriam), Bill and Eileen Stroud (in mem), Bernie Hammes (in mem), Hugh Turner (in mem), Nancy Pitts, Bob Wisner (in mem), Ken Armer, Glen Paul (in mem), Betty Coram, Ned Sewell (in mem), John Kasten (in mem), Leo Bergevin (in mem), George Beach (in mem), Bob Camp (in mem), Marvin Darling, Gene Jerzewski (in mem), Oz Osborn (in mem), Robbie Robinson (in mem), John Gauld (in mem), Lloyd Jefferies (in mem), Doug Joseph, Gary Hilbers, Tom Smith, Bud Olsen (in mem)

HONORARY MEMBERS

Jim Brown, Louisa Kassler (in memoriam), Hugh Marx (in memoriam), Bob Fletcher, Randy Ford, Allen Greenwood, Mike Rivkin, Bill Van Wulven, Larry Bottroff, Aubrey Wendling (in memoriam), Bob Berry, Larry George, Tom Loe

Recipients of the:

GORDON FOSTER MEMORIAL AWARD

For unselfish and outstanding service to
the fly fishing community

1991-Ned Sewell	2004-Joe Bain
1992-Bob Camp	2005-Jim Reeg
1993-Bill & Eileen Stroud	2006-John Kasten
1994-Ed Velton	2007-Lucky Ketcham
1995-Bob Wisner	2008-Louie Zimm
1996-Gary Hilbers	2009-Warren Lew
1997-Jack Bentley	2010- Paul Woolery
1998-Gordie Zimm	2011-Gary Strawn
1999-Gretchen Yearous	2012-Lee McElravy
2000-Tom Smith	2013-David Collins
2001-Rose & Roger Yamasaki	2014- Lee Anderson
2002-Larry Sorensen	2015- Jack Duncan
2003-Jim Tenuto	2016- Bob Pharoah



**San Diego Fly Fishers
2017 Directors**

Fred Gregory **President**
 Larry Sorensen..... **1st Vice-President**
 Tim Huckaby.....**2nd Vice-President**
Co-Annual Fund Raiser
 Bruce Harris **Treasurer**
 John Adametz.....**Casting instructor**
 **SWC-IFFF Club Liaison**
 Sherry Ashbaugh..... **Media**
 Bruce Bechard **Programs**
 Jack Duncan.....**Rod Building**
 Mike Gilroy.....**Co-Annual Fund Raiser**
 Mark Hedderson..... **Secretary**
 Lee McIlravy **At Large**
 Bruce Michael **At Large**
 Gary Strawn **Conservation**
 Alan Thompson..... **Newsletter**
 Steve Vissers **Membership**

Other Chairpersons

Alan Thompson **Fly Casting Clinic**
 Lucky Ketcham **Fly Tying Clinic**
 David Collins **Web Master**
 Art Reifman **Project Healing Waters**
 Don Davis..... **Video & Library**

IGFA Contact

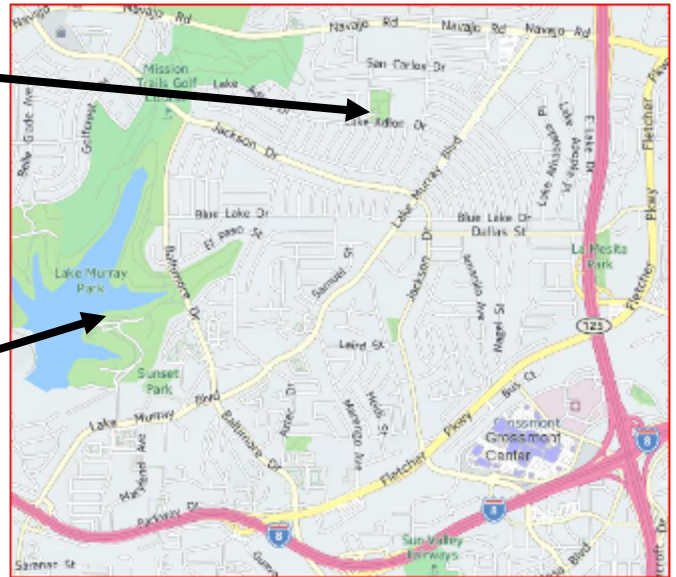
Wesley Woll
 675 S. Sierra Ave. Unit 25
 Solana Beach, CA 92075
 858-481-6386 858-395-9479 cell

Fly Tying Congress
 Thursdays 6:30-8:30

San Carlos Rec. Ctr.
 6445 Lake Badin Ave.
 San Diego, CA 92119

Fly Casting Clinic
 Every Sunday 9 to noon.

Lake Murray
 Kiowa Dr.
 San Diego, CA 92119



Monthly Meeting

First Monday
 7:00 p.m. to 9:00 p.m.

Southwestern Yacht Club
 2702 Qualtrough Street
 San Diego, CA 92106

San Diego Fly Fishers

10601-G Tierrasanta Blvd. #327
 San Diego, CA 92124



San Diego Fly Fishers

Cleaner Water, Brighter Streams, Better Fishing

**Affiliate Club of the
 International
 Federation of Fly Fishers**

Since 1962



Directions from Highway 8 (traveling West) or Interstate 5 (traveling South)

Take Rosecrans exit West to Owen Street
 Turn Left on Owen Street, drive 1 block to San Antonio
 Turn Left on San Antonio, drive 2 blocks
 Turn right onto Qualtrough and follow to SWYC entryway at end of street.

Southwestern Yacht Club
 2702 Qualtrough Street
 San Diego, CA 92106
 (619)222-0438