

# FINNY FACTS

**Archive Version**

## San Diego Fly Fishers

**December 2017**

Cleaner Water, Brighter Streams, Better Fishing

**Volume 40 No. 12**

**Annual Stroud Award Banquet and Nomination Form starting on page 3**  
**Craig Smith's Column: Great Information on Fly Lines starting on Page 5**  
**Project Healing Water is Expanding its Reach in the Community page 10**

### This Month's Program Movie and Pizza DamNation




Monday's Special program features the acclaimed movie DamNation which addresses the thousands of dams that have affected the local fish populations and long term solutions such as dam removal. Currently CalTrout, which we have supported over the years, is working to remove dams on the Klamath River in Northern California.

Plus we will provide pizza as the kitchen at the Southwestern Yacht Club is not available.

*We have listened to you.* Thanks to **Steve Vissers** who sent out a survey to all members. You wanted something different for the **Stroud Banquet**, therefore, the **Annu-**


**al Stroud Award Banquet** will take place at **Oceanview Café on Naval Station Point Lona on Monday, January 8, 2018 starting at 5pm.** For more information go to page 3 or go online to the following address: <https://www.eventbrite.com/e/annual-stroud-awards-banquet-tickets-39718905315> **Jeremy Ramberg** has stepped up and has organized this event. Thank you for your great work.

Tickets for the event can be purchased at the website listed above. An early report from **Barry Pechersky** said getting his ticket was very easy using the Eventbrite site listed above. **Jeremy** recommended purchasing on-line tickets prior to December 29th



**December Schedule**  
 Dec. 5- Operation Homefront-  
 Stroud Tackle 1-3pm  
 Every Thursday- Fly Tying at San  
 Carlos Recreation Center 6:30-8:00  
 Dec. 8- Santee Lakes- NMCS D 8:30-  
 12:00 noon  
 Dec 9- Saturday- ASPIRE  
 Santee Lakes- 9:30-noon  
 Dec 12- Operation Homefront- San-  
 tee Lakes 1-3pm

*Thanks for the generous Support.*




**Merry Christmas to all  
 and pleasant dreams**

Inside

President's..... Page 2  
 Stroud Banquet.....Page 3  
 Stroud Nomination Form..... Page 4  
 Craig Smith's Column ...Pages 5 and 6  
 Project Healing Waters..... Page 7  
 Volunteer Opportunities..... Page 8  
 Conservation..... Page 9  
 Project Healing Waters.....Page 10  
 Extra.....Page 11  
 Future Events.....Page 12  
 Membership.....Page 13  
 LOGO clothing..... Page 14  
 Eastern Sierra Report.....Page 15  
 Funny Page.....Page 16  
 Sponsors Page..... Page 17  
 Awards.....Page 18  
 Board Information..... Page 19

**Next Program**

Monday, December 4, 2017  
 Southwestern Yacht Club



**San Diego Fly Fishers  
President's report Nov 2017**

Thanksgiving is over and the leftovers are almost done. We as individuals and as a fly fishing club have a lot to be thankful for. It has been a good year for our club with numerous new members, great fly fishing outings and a lot of fish habitat improved.

Many kudos to all of you who volunteered your time and \$\$ to help drive our functions and activities from our Project Healing Waters Wounded Warriors program to teaching Boy Scouts about Fly Fishing.

Some fly fishers caught their personal best while a few others fell in the water but a good time was had by all, out in nature. From the high Rockies to the Southern California Surf and the lakes in-between, our members did their best to ply

their skills against the mighty foe.

Coming up soon is the Stroud banquet in January to honor our award winners, tell fishing stories and to plan the next years fishing adventures. This year's venue should be terrific. I hope to see all of you there and I promise short speeches and only a few award announcements.

Have a safe and happy Holiday Season coming up.

**Fred Gregory  
Sdff President 2017**

**Read  
The  
Indicator  
  
E-mailed  
By  
Sherry  
Ashbaugh**



**Thank you for your support.**  
  
**Bratwursts are available for purchase at COSTCO Warehouse stores.**  
  
**For the second year in a row, Larry George provided the fresh hamburger meat and Bratwurst for our Casting Event held at Tidelands Park**

# Annual Stroud Awards Banquet

## Event Information

**Date:** Monday January 8, 2018

**Location:** Oceanview Room at Ballast Point on Naval Station Point Loma

**Cost:** \$25.00

## Description

It is a night to honor those that serve our club as well as a night of food, drink, fellowship, and story telling of the fish that was this big! Come and enjoy time with friends on the beautiful deck



overlook Point Loma and Cabrillo Monument, and the Pacific Ocean.

### Itinerary

5:00 to 6:00 Cocktail Hour

6:00 to 7:00 Dinner and short award ceremony after dinner

### The Menu:

Baja Street Taco Bar (Carnitas, Diced Chicken, and Carne Asada) with all the fixin's

Beef Empanadas

Chips, salsa and guacamole

Mini Desert Station with creme puffs, raspberry, pecan, and Lem-

on bars

Coffee, tea, and lemonade PLUS a Cash bar

## FAQs

**Are there ID requirements to enter the event?**



Gov-

ernment issued ID to get access on base. I will email you to confirm guest names (if you purchase more than one ticket), provide more detailed directions, and my contact phone number once you purchase your tickets.

**What are my transportation/parking options for getting to and from the event?**

Ample parking right next to the venue

**What can I bring into the event?**

Yourself, a great attitude, and maybe a fish tale or two to share with friends

**How can I contact the organizer with any questions?**

Please contact Jeremy at [swcffi\\_rep@sandiegoflyfishers.com](mailto:swcffi_rep@sandiegoflyfishers.com)  
<https://www.eventbrite.com/e/annual-stroud-awards-banquet-tickets-39718905315>



San Diego Fly Fishers  
Annual Stroud Award  
Nominee Application Form

**Purpose:** To recognize Individuals for life long achievement in the sport of fishing, or in conservation and environmental causes that benefit the sport of fishing.

**Qualifications:** Individuals qualify if they have made a significant contribution throughout their life or career to the sport of fishing, or to conservation and environmental causes that directly benefit the sport of fishing.

**Nominees** do not have to be a member of the Club to qualify, but all nominees must be sponsored by at least two members of the Club.

**Due Date:** Unless an extension is authorized by the Campaign Selection Committee, applications must be submitted to it by December 15th.

**Procedure:** The Selection Committee, made up of the current Sdff President and the two most recent past Sdff Presidents, will screen all nominees for eligibility and select the top five Candidates. The winner will be selected from the Candidates by a cumulative vote of all past Sdff Presidents.

**When:** The Award will be presented to the winner at the Sdff Club's Stroud Banquet following the selection process.

---

Name of Nominee: \_\_\_\_\_

Affiliation (if any): \_\_\_\_\_

Nominee's Qualifications (provide below or attach a brief statement explaining why you're nominee should be considered for the Stroud Award)

---

Club Member/Sponsor: \_\_\_\_\_ Date: \_\_\_\_/\_\_\_\_/\_\_\_\_

Club Member/Sponsor: \_\_\_\_\_ Date: \_\_\_\_/\_\_\_\_/\_\_\_\_

## Fly Lines Part 4: Introduction to Sinking Lines

### By Craig Smith

Frequently a guide, outfitter, or another angler will recommend a “shooting head”, or a “sink tip”, or “full sinking” line for some fishing adventure. But such a recommendation is often not specific enough to ensure the proper line is acquired. The terms “shooting head” and “sink tip” are often used as a generic term for different types of fly lines, sometimes interchangeably, which can lead to confusion when selecting a fly line. Sinking lines sink because unlike floating lines, they are denser than water. They either have a lead core (rare today) or have tungsten or other dense metallic powder mixed into their coating material. Manufacturers can vary the sink rates by varying the amount of powder mixed into the coating material. As a result, sinking lines are available from very slow sink rates of about 1” per second up to about 9” per second. Sometimes a difference in 2” per second sink rate between two lines can have a significant effect on catching success. With the wide range of sinking lines available we can effectively fish from a couple of feet to depths of 20’ or more. No single type of sinking fly line works best in all conditions, and each type has advantages and disadvantages. When a guide or outfitter makes a line recommendation to me and they are not specific enough I will ask them to tell me how long a sinking section, how fast the line should sink, what weight rod I should bring, and the water conditions will I be fishing in.

A “full length” or “full” sinking line is a line that sinks at about the same rate along the entire length of the fly line. This was the original type of sinking line. They can be purchased in different densities that give different sink rates from slow sinking to fast sinking. The lines are usually rated as type 1, 2, 3, 4, and 6 (or I, II, III, IV, VI) sink rates. The slowest sinking lines (type I), which sink at 1” to 2” per second, are referred to as “intermediate” sinking lines and are often clear or translucent with a greenish or bluish tint. Some intermediate lines may be opaque green, blue, or amber. Faster sinking lines are opaque and green, brown, gray, or black, with the darker colors sinking faster than the lighter colors. Most full length sinking lines are the same color along the entire line. For the first few decades that sinking lines were available,

the thicker belly sections of the line would sink a bit faster than the tip, causing a bow or belly in the line that resulting in the fly riding higher than the line. This could lead to difficulty detecting strikes when a lot of line is out in slow currents or still waters and a slow retrieve is used. In the 1990’s density compensated sinking lines became available. Density compensated lines have more of the heavy powder in the thinner tapered tip section so that it would sink just as fast as the thicker belly section. The first density compensated lines cost about 50% more than the standard lines. Today, just about any sinking line that costs more than \$50 is density compensated. Full sinking lines feel different during the cast, possibly because of the thinner cross section compared to floating lines which can contribute to faster line speed. They often do not shoot as well floating lines since they do not have the same slick coatings. Many anglers find that they have a better casting and fishing experience if they buy a sinking line that is one or two line weights heavier than their rod’s rating. Full length sinking lines can be useful when you want to keep a fly below the surface but don’t need extreme distance, say more than 60’-70’. They work well in the bay, surf, and lakes and can be used in some situations in rivers, such as for dip and strip streamer techniques. They also cost less than integrated shooting taper lines, which have replaced full sinking lines in most anglers’ arsenals.

When an angler goes into a fly shop and asks for a “sink tip” line, the customer and shop staff need to ensure they arrive at a common understanding of what type of line is desired. Prior to the introduction of the first integrated shooting taper lines in 1980’s, sink tip lines were floating weight forward or double taper lines with a sinking tip section of 5’ to 30’. Today traditional sink tip lines have sinking sections from 5’ to 15’. The sinking portion is a darker color and the floating portion a lighter color. Double taper sink tip lines are no longer made. As with full sinking lines, sink tips are available with different densities and sink rates. Lines with an intermediate sink tip are very popular for fishing emergers, midge pupae, soft hackles, and streamers just below lake surfaces for trout and also for some shallow saltwater situations such

as deeper bonefish and tarpon flats or the when working shallower eel grass flats in our local bays. Sink tips with a faster sink rates are useful in lakes and ponds when you need to get a fly more than a couple of feet below the surface and for fishing streamers in moving water in slow to moderate currents. The longer the sink tip, the deeper you can fish the line, though it may be more difficult to cast. Sink tips can also be used in the bays in waters less than 10’ if the current is not too swift. Compared to full sinking lines, a disadvantage of sink tip lines is that as you retrieve the fly, unless your retrieve is very slow, the sink tip and fly will be pulled toward the surface by the floating section. That floating section can be an advantage in streams because you can mend the flyline to allow the tip to sink better or to work the fly through holes and slots. Sink tip lines are not as desirable in the surf since the floating section gets moved around quite a bit by churning water, making it difficult to maintain contact with the fly. Most anglers find sink tips easier to cast than full length sinking lines. The floating section of the sink tip can be used as strike indicator and you can often hook fish when you see but do not feel the take. I often catch fish with sink tips after seeing the floating part of the line twitch.

Often when an angler says they are looking to buy a sink tip or a shooting head, they are really looking for an “integrated shooting taper” line. Integrated shooting taper lines have a heavy head section ranging from 20’ to 38’ factory mated to a thin running or shooting line. This type of line is optimized for medium to long distance casting and are easier to cast than full length sinking lines. Integrated shooting tapers are available in floating, intermediate, and faster sinking densities. Versions with 24’ or 30’ sinking sections are most common and the best choices for most casters and fishing conditions. Some line companies refer to these types of lines as sink tips on the packaging and catalog, which can cause some confusion with standard sink tip lines. Most sinking integrated shooting taper lines are rated by the head weight in grains rather than a standard AFFTA line weight (The Rio Outbound and Scientific Anglers Titan Sink are exceptions).

*-continued next page*

## Fly Lines Part 4: Introduction to Sinking Lines

### By Craig Smith

*Continued from previous page*

The faster sinking portions of the line are dark grey or black and any back taper and running line are a lighter color. Slower intermediate sinking heads will be clear, a tinted translucent color, or a light green or blue color. Integrated shooting tapers come with either a floating or intermediate sinking thin running/shooting line sections. Versions with the intermediate sinking running section will sink a bit deeper and track deeper during the retrieve than lines with a floating section. An integrated shooting taper line with an intermediate sinking running line is not considered a full sinking line, even though it does sink along its entire length. As with traditional shorter sink tip lines, a floating section can be used as strike indicator. Both versions are useful fishing streamers in rivers, lakes, bays, and the ocean and fish deeper more effectively than shorter traditional sink tips. When retrieved the tip will have a tendency to come towards the surface more than with a full sinking line but less than with a traditional sink tip. Lines with intermediate sinking running lines are a better option in the surf than lines with a floating section that gets caught in the churning surface of the surf. Integrated shooting tapers have mostly replaced full length sinking lines but cost up to twice as much. Most also cost about twice as much as a shorter traditional sink tip. Recently appearing on the market are “triple density” lines that are variation of the integrated shooting taper. These lines will have a fast sinking head and then part of the running line will sink at 3” to 5” per second and the rest of the running line will sink at a slower rate. These lines cast more like a shooting taper and track deeper on the retrieve more like a full length sinking line.

A traditional shooting head is a length of fly line attached to a thin shooting line (sometimes referred to a “running line”) via a loop to loop connection or a do it yourself splice. Shooting heads are available a range of sink rates from floating to fast sinking. Several companies also make level sinking fly line that is designed to be

cut to a desired length to match your rod and conditions. These level sections are usually offered in 30’ lengths or in bulk spools that shops use to sell the line by the foot. Cortland’s LC-13 which is a lead core fly line that weighs 13 grains per foot. Rio markets their “Intouch Level T” lines, impregnated with tungsten powder. Scientific Anglers has T-12, T-14, and T-18 level lines. An advantage of interchangeable shooting heads is that with a single shooting line, different heads can be swapped out to get different sink rates without the expense of multiple flylines and spools. Integrated shooting taper lines, despite the higher cost, have become much more popular and shooting head offerings are much less extensive than in the past. Traditional shooting heads work well in all the same situations as integrated shooting taper lines.

Many anglers have a misconception that the higher the grain weight of a sinking shooting taper line, the fast it sinks compared to lighter grain weight. This is generally true within a particular line model, but not necessarily across different line models from the same maker or compared to lines from different makers. Grain weight does not necessarily indicate sink rate differences between different lines. It is the density of the line that affect sink rate, not the absolute mass in grains. For example, I have a 150-grain line that sinks faster than another 200-grain line. Both of those lines sink faster than a 300-grain line that I have with an intermediate (slow) sinking head. Lines of same density but different absolute mass will sink about the same rate too. For example, a 30’ head of Rio T-11 (330 grains), will sink about the same as a 26’ head of T-11 (286 grains) since both lines have the same density. And, of course, the 30’ head of a 12 wt. floating line weighs 380 grains and it doesn’t sink at all. When purchasing a line with a weight rated grains to need to make sure it will sink like you expect.

The sink rates provided by line manufacturers usually represent the rate at which the sinking portion sinks in calm freshwater and indicate the best possible performance. A number of environmental is-

sues affect actual sinking performance. Currents, both the main currents you see at the surface and the currents below the surface can reduce sink rates. In roiling water lines tend to sink slower (rivers, surf, etc.). Saltwater is more dense than freshwater so lines may sink slightly slower in the salt chuck. Also, colder water is denser, which may result in a slightly slower sink rate.

Tension on the line will impair sinking rate too. A tight line will sink slower. The diameter and type of running line (floating vs intermediate) will affect the overall sinking performance of the line. Floating portions of a line resist the fall of sinking tip section, and the thicker that portion the greater the resistance. For this reason, integrated shooting taper lines tend to sink faster and fish better deeper than traditional sink tip lines of equal sink rate. The fastest sinking line setups are tungsten or lead based interchangeable shooting heads mated with thin monofilament shooting lines, however this configuration is generally only needed for very fast currents or when trying to reach depths greater than 25’.

To get the best sinking performance with your line, let the line sink with slack. This does present the disadvantage of not being able to detect strikes when the fly is sinking before the retrieve is begun. So, you have to decide whether strike detection or depth is most important. When fishing from a boat or other watercraft you can make a short to intermediate distance cast then flip out a bunch of slack. Use flies that sink as fast or faster than the fly line. If a fly has enough bulk that it holds up the tip of the fly line there will be a bow in the line that makes it more difficult to detect strikes. Lines with longer sinking sections will fish deeper more effectively and stay deeper during the retrieve or in faster currents. Thin level leaders sink faster than tapered leaders with their thicker butt sections. A level monofilament leader (either nylon copolymer or fluorocarbon) from 2’ to 6’ is sufficient for most sinking line applications.

*Continue on page 10*

**Project Healing Waters Fly Fishing  
San Diego Chapter**

**Community Program for Veterans....  
FREE FLY TYING AND  
FLY FISHING  
PROGRAM**



**When: Every Thursday Evening  
Time: 6:30pm to 8:00pm  
Where: San Carlos Recreation Center**

**6445 Lake Badin Ave., San Diego, CA 92119**

**FREE-- Fly tying (all materials supplied)...Prize drawings  
(flies, rods/reels, tools, etc.)  
Sponsored fly fishing outings**

**PROGRAM OPEN TO ALL DISABLED VETERANS**

**Sponsored by Project Healing Waters & San Diego Fly Fishers  
Please rsvp to**

**[phwsandiego@gmail.com](mailto:phwsandiego@gmail.com)**

# Volunteer Opportunities

San Diego Fly Fishers has been supported local conservation efforts, leads the way in providing fly fishing education, supports local Boy Scouts and local schools, and we devote our time to better the lives of wounded veterans. Below is a few of the volunteer sites.

## RECURRING EVENTS

### Every Sunday Morning at 9am

Lake Murray Casting Clinic

Join **Alan Thompson** and his crew. We can always use additional help as the number of students can vary greatly from week-to-week. We are teaching two basic casts: the roll cast and the overhead cast. Bring a comfortable chair, your winning personality, and we will supply at the equipment.

### Every Thursday Evening at 6:30 pm.

San Carlos Recreation Center

Meet a group of dedicated fly tyers that are giving instruction as to tying most of the popular flies. For more information contact **Lucky Ketcham**.

## SPECIAL EVENTS

### **Casa Vieja Meadow in the Golden Trout Wilderness**

Join SDDFF members as they make two trips annually, one trip in early summer to repair and set up the cattle excursion fence to protect the fragile mountain meadow. The second trip occurs in the fall to take down the barb wire fence to minimize winter storm damage. While in the meadows, look for the elusive Golden Trout that can be found in the small streams.

### **Trout in the Classroom**

This event will become a recurring event as we continue to build increase participation by local schools. There is the possibility to raise and release trout three times during the academic year.

Updates to this rapidly expanding program will be listed here or in the *Indicator*.

### **Project Healing Waters- Fly Fishing-San Diego**

San Diego Fly Fishers has increased the number and types of settings to help disabled veterans.

#### **WE NEED YOUR HELP.**

We have added a new group of veterans who attend the ASPIRE program and are scheduled to meet monthly the 2nd Saturday at Santee Lakes. If interested see **Lee McElravy**

We have returned to the **Naval Medical Center San Diego** after an extended absence. If you are interested, see **Larry Sorensen**.

An evening program of fly tying at San Carlos Recreation Center that meets weekly on Thursday from 6:30-8:00pm. If Interested see **Lee McElravy**.



Volunteers from San Diego Fly Fishers built this at Boulder Creek for the education of local school children. Great Job.



# Conservation and Education

## Conservation Chair Notes:

*Gary Strawn*

## Trout in the Classroom:

Those of you who helped build the “Skip Price Memorial Amphitheater” up at the Boulder Creek Education Field Station, will enjoy the photo ( *bottom of the previous page*) of a class of students using the amphitheater while they learn about local stream ecology from San Diego River Park Foundation (SDRPF) education staff. We are also working with SDRPF on our Trout in the Classroom Program and are expanding it to cover 9 more classrooms at King Chavez Academy. Thanks to **Bruce Harris’** hard work and ingenuity they have new aquariums with chillers, etc. A \$38,000 grant from the San Diego Foundation paid for the new equipment and will pay for student field trips to Boulder Creek, Mission Valley Preserve and Dog Beach to learn about the River, and to Lake Murray to release their trout. This is a great program and I encourage all our members to join us at Lake Murray for the trout release events. The date and time of the fall release is **Wednesday, November 29th at 8:30am**. Join us as it is a fun time.

## Local Steelhead:

Our long association with the S.D. River Park Foundation’s efforts to preserve, protect and restore our local headwaters are yielding even more exciting news. A recently drafted plan for the next phase of the South Coast Steelhead Recovery Project, officially titled the “*Native Rainbow Trout Sub-population Expansion Plan - South Coast California*”, designates 4 streams to be restored to accept anadromous trout and 6 other locations above barriers in our local streams to be stocked with native trout which will remain non-anadromous. One of those sites is scheduled to be Boulder Creek, in the upper San Diego River Watershed about 5 miles below Lake Cuyamaca. Many of our members helped stock trout in this stream after the 2003 “Cedar Fire”. Those fish thrived for more than 10 years until the recent drought dried up the stream. We are working with SDRPF, CDFW, the Regional

Water Quality Control Board and others to improve the stream conditions in preparation for the introduction of native rainbow trout.

## Background of the South Coast Steelhead recovery project:

The science driving this ongoing project has evolved significantly. When I first worked on the project, State and Federal fisheries regulators were reluctant to get involved. We were not allowed to move fish from the San Luis Rey River into the Sweetwater River because there was not sufficient genetic data to relate the two native populations. Steelhead were not considered endangered: they were “just rainbow trout that learned to go to sea, and there are plenty of rainbow trout”. In 2005 native rainbow trout (“steelhead”) were determined to be a distinct genetic strain and declared endangered. This has allowed for much greater involvement of government fisheries scientists.

Our friend from Golden State Flycasters, Sandi Jacobsen and the South Coast Steelhead Coalition, which she now leads for Cal Trout, took genetic samples from wild trout populations throughout Southern California. Many of our Club members participated in that sampling including on Boulder Creek\*.

*\*Note: It was while we were sampling Boulder Creek about 5 years ago, that Skip Price, our friend from Golden State Flycasters, was killed by a rattle snake. Ergo his name on the amphitheater.*

SDFF volunteers also did water quality monitoring on several other local streams targeted for restoration. Sandi presented the results of those studies at our Club meeting last year. This genetic data and several other scientific studies have led to the National Marine Fisheries Service and California Fish and Wildlife biologists to conclude that native rainbow trout along the south coast, both anadromous “steelhead” and non-anadromous “rainbow trout” populations trapped above barriers are a single sub-population. This determination will allow the reintroduction of native trout from brood stock in other areas

of Southern California into our local streams.

The project is now moving ahead rapidly on several fronts. The Corps at Camp Pendleton are removing barriers along the Santa Margarita and San Mateo Rivers and their demolition experts are blowing up old diversion dams on the San Juan River. Our volunteers have helped with water sampling and infrastructure surveys on the San Luis Rey River. We have also been removing invasive plants, planting native trees and monitoring wildlife along Boulder Creek. Those efforts will be expanded as we prepare for the reintroduction of Native Rainbows. As the need for volunteers is identified, I will get that information to you all, probably via an Indicator e mail.

Recently, a scientist from the U.S. Marine Fisheries Service, addressing a Steelhead Coalition meeting, said that this steelhead recovery project will be as big as Condor project was in the last decade. I believe it. I am proud of our Club’s participation, and excited to be bringing it to our home town stream.

## Don't Forget

Time to renew your membership with San Diego Fly Fishers for 2018.

Use the form provided in this publication to mail a check

OR Renew on-line

# Project Healing Waters– Fly Fishing



The newest program *Operation Homefront* is getting support from (left picture) **Larry Sorensen, Barry Pechersky, Paul Woolery,**(right picture) **Larry, Barry, Paul, plus, Lee McElravy, Ray Mehl.**



**Project Healing Waters– Fly Fishing** is expanding and modifying our program to best meet the needs of our disabled veterans. Currently we are reaching Veterans from three sites, Naval Medical Center San Diego (NMCS D) , ASPIRE, and Operation Homefront.

programs that are available for the veterans and getting time at the hospital is very difficult. Instead we are bringing the veterans to Santee Lakes to provide an Outdoor classroom. They have told us that they prefer getting out of the hospital.

bluegill, bass, trout, and other game fish. This brings up the fourth major change which is the location of our base of operations at Santee Lakes. We are located in the Northwest corner of Lake #1 that is the first lake you encounter when you drive into the park.

The first major change is in our evening fly tying program. We are now offering fly tying instruction for the veterans in PHW-FF program every Thursday night that the **Fly Tying Congress** meets.

The third major change is an expansion of the program with the addition of **Operation Homefront**. This is an off site transition program that helps the vet return to civilian life. We are currently in the middle of our 6 week instructional program which we are operating on Tuesday afternoon.

Santee Lakes has gone out of their way to support our program by offering free admission to the veterans and the instructors. We also do not have to purchase a daily fishing permit.


The second major change ( and hopefully a temporary change) involves the veterans from the NMCS D. Working with the Recreational Therapy Program of the hospital has allowed us the opportunity to teach Fly Fishing in our standard 6 week course, however, there are many other

**ASPIRE** is meeting the second Saturday of each month at Santee Lakes where they receive instruction in fly tying, casting, and spends time fishing the lakes for

**Please support Santee Lakes.**

It goes without saying, we could use additional support as this program continues to grow.

*-submitted by Alan Thompson*



## Santee Lakes- Providing PHW-FF a Outdoor Classroom to Support Our Deserving Veterans

**Padre Dam Municipal Water District built Santee Lakes to demonstrate the promise of water recycling.**

Santee Lakes Recreation Preserve hosts over 660,000 visitors a year. The 190-acre Park with 7 beautiful recycled water lakes that are stocked with sport fish year-round. The Park provides amenities including camping, cabin rentals, fishing, boating, special events, playgrounds, walking trails, and approximately 230 bird species. Santee Lakes Recreation Preserve is owned and operated by Padre Dam Municipal Water District. It is self-sustaining, receiving no funds from water/ sewer ratepayers or taxpayer subsidies. The Park operates from user fees, grants and awards and collaborations with community groups and organization partnerships.

## Extra—

*-Continued from Page 6*

Many anglers struggle with casting sinking lines when they first use them. The topic of casting sinking lines really deserves an article in its own right so I will only touch on some basics here. To effectively cast a sinking line, you must first get it to the surface. If it sinks even an inch below the surface it is very difficult or even impossible to make an effective back cast. To get the line to the surface make a roll cast or two (or three) to get line up and laid out on the surface. The roll casts should be made

in quick succession before the line has a chance to sink again. You may need to extend some line on each roll cast to get the head of the line out if you retrieved some or all of it inside the rod tip. All types of sinking lines will cast better if you get the entire head portion and at least a foot of the running line outside the rod tip. When fishing areas where a line hitting the water will not disturb fish, such as in the surf, bay, or ocean, you can also pick the line up into a back cast, extend some line, and lay it back on the surface to get the entire head out. Once you have the entire

head on the surface quickly, pick up and make one back cast and shoot the line on the forward cast. It is best to minimize false casting since thin sinking lines can get moving much faster than thicker floating lines and if your timing is not perfect you can get into sorts of trouble. If you find overhead casting problematic try an oval or Belgian style cast. If you are still having difficulty casting sinking lines I suggest you get in touch with an instructor or another angler experienced with casting sinking lines.

### **BISHOP RENDEZVOUS** Fly Fishing in the Owens River System Details Coming Soon



# Future Events



## TEMPLE FORK™ OUTFITTERS 2017 FLY FISHING DEMO DAY



San Diego Mission Bay Boat & Ski Club  
2606 N. Mission Bay Drive  
(Just past the Golf Course's De Anza Cove entrance)  
San Diego, CA (Membership Drive)

**Sunday, December 3**  
**10 AM – 3 PM**

For more information, please contact  
[chwaterman63@gmail.com](mailto:chwaterman63@gmail.com)

**Fly Fishing in San Diego & SoCal is REALLY a thing - in both fresh and salt water!! We'll show you what you need (and want) to know to catch fish on the fly!**

### LOTS of Demo Fly Rods!!

From Trout to Tuna, there are over TWENTY different species of fish in San Diego's freshwater and saltwater environments you can target with a fly rod. Whether you are a grizzled veteran of the sport or have never touched a fly rod before, Temple Fork Outfitters has a rod that will help you enjoy catching more fish. From the Finesse series for trout to the Bluewater series for hard-fighting saltwater critters, we'll have the entire TFO line available for you to try. And if you're new to the sport, we'll have local instructors on hand to start you on your way.

### Free Instruction & Seminars

- How to cast a fly rod
- Fly Rod Design, and Choosing the right gear
- Rigging your rod & reel
- Fly Fishing opportunities in San Diego
- Fly fishing travel ideas
- Local resources (shops, clubs, and people)

### Win a FREE TFO ROD!!

When you arrive, be sure and pick up your FREE Opportunity Drawing ticket at the Demo Station. We'll have giveaways and seminars throughout the day, and at 2:30 PM, one lucky winner will receive a Temple Fork Rod of their choosing! (Must be present to win)

### Talk with TFO Advisory/Pro Staff



**Nick Curcione – "The Godfather of West Coast Surf Fly Fishing"**

Nick is an internationally recognized outdoor writer, instructor, rod designer, lecturer and tackle consultant with more than 40 years of angling experience. Nick is the author of *Baja on the Fly*, *The Orvis Guide to Saltwater Fly Fishing*, and dozens of articles on the subject. Look for his newly-released book *The Saltwater Edge*.

**Capt. Scott Leon – Fly Casting Instructor, Author, and former Editor-In-Chief of *Fly Fishing in Salt Waters* magazine**

Scott is a treasure-trove of saltwater fishing knowledge. Raised in the Southeast, Scott guided and was a lead instructor at the Jon Cave Performance Fly Fishing School. After moving to San Diego, Scott opened Paradigm Shift Outfitters, guiding clients to a variety of species, with a primary focus on pelagics.



**Chuck Waterman – Fly Casting Instructor & Fly Tyer**

Chuck has taught fly casting since 1982, fly tying since the 1990's, and has chased fish from New Hampshire to New Brunswick to New Zealand for over 45 years. He is the owner of Functional Fly Tying & Fly Fishing, dedicated to developing new fly tying tools and instructional videos. See more at [www.functional-fly.com](http://www.functional-fly.com)

**Nick Conklin – TFO Sales Director (Two-Handed Rods)**

From Microspicy to Steelhead to Saltwater, Nick knows the 2-handed game like few others, and is bringing a variety of rods for you to try.



**John Loo - Publisher, Beyond The Breakwater and Ocean Skiff Journal**

John has thousands of hours of time on Southern California's inshore and offshore waters. His award-winning websites: [BTB.FISHING](http://BTB.FISHING) and [OceanSkiffJournal.com](http://OceanSkiffJournal.com) contain a wealth of information on SoCal coastal and offshore fly-fishing. Don't miss his seminar with Scott!

**Dave Smith – Competitive Trout Angler**

Dave is a competition Fly Angler and has fished a variety of competitive events, from one fly surf tournaments, regional, national and international FIPS/Mouche competitions and was on the Professional Fly Angling tour. Dave takes the experience from competition Angling and utilizes it in his guiding service and teaching sessions. In addition to competition fishing, Dave is an avid fly Tier and fly designer.



# Membership Renewal by Mail

Date \_\_\_\_\_ First Name \_\_\_\_\_ Last Name \_\_\_\_\_ MI \_\_\_\_

- Individual Membership - \$40.00                       Family Membership - \$50.00  
 Military Membership - \$25.00 (Active Military only)     Military Family Membership - \$35.00 (Active Military only)

Change of Address or Email Address : New Address \_\_\_\_\_  
City \_\_\_\_\_ State/Zip \_\_\_\_\_

Email \_\_\_\_\_ @ \_\_\_\_\_  
Please Print Clearly)

**PRINT THIS PAGE then  
MAIL THIS FORM AND YOUR CHECK TO:**

**SAN DIEGO FLY FISHERS  
10601-G Tierrasanta Blvd #327  
San Diego, CA 92124**

***COUPON...SAVE \$ 5.00...COUPON***

Join **IFFF** and take \$5.00 off your **San Diego Fly Fishers** Membership and be entered in an **IFFF** raffle where 1 out of 12 new members will win a new fly rod.  
**See John Adametz or Steve Vissers for more details**

*By using this form you save your club the expense of mailing a renewal form, can save you money if you renew in person at a club meeting, and this is the green al-*

## ON-LINE MEMBERSHIP RENEWAL

### On-Line Renewal

Here's how you do it:

**1st:** on your computer (or other device) go to [www.sandiegoflyfishes.com](http://www.sandiegoflyfishes.com)

**2nd:** click on [Join Our Club](#)

**3rd:** in the orange colored box click on [Renew Online](#)

**4th:** Read the entire page and complete the form in the aquamarine colored box

**5th:** After you have completely filled out the form, make sure you click the box that states *\*I have read and I agree to the terms of the San Diego Fly Fishers General Release*. Not sure what is in General release, Click Button on bottom right that says [Read SDFP General Release](#)

**6th:** For safety, copy the number in a picture above Submit Button and copy that number in a box below the number.

**7th:** Hit [Submit Membership Info](#)

**8th:** Select membership type and follow instruction to make payment.

**Final Note:** If you have made an online purchase, you can work this system.

## Ordering Clothing from Cabelas With our Club LOGO

### CABELA'S EMBROIDERED CLOTHING

Our Club logo is available to be applied to items purchased at Cabela's. Here is the information you will need.

Step 1: Decide what article of clothing you want the club logo to be placed on and write down the number and color you want to purchase. There are good deals on the Corporate Sales book found online. Then choose the logo you will use. Blue lettering LOGO is for light-colored item (**LOGO number 30016093**) or gold lettering LOGO for dark colored items (**LOGO number 30015627**).

Step 2: Contact Cabelas Embroidery at (877) 892-4424 (Telephone), or facsimile at (800) 237-4401. or on-line at embroidery~cabelas.com

Step 3. When connected to the Embroidery Department, Give them the SDFE Customer Club Number when placing an order. This number is **40479874**. You may receive a 0-10% discount by using the Club Number. However, for almost all items there is an embroidery charge of **\$5.00**.

Step 4: Finalize the order and use a credit card to secure your purchase by phone. **If you are ordering by FAX or e-mail, do not include a credit card number.** For security reasons, Cabelas will call you for that information.

Step 5: Check your product when it arrives.

**The Official San Diego Fly Fishers Shirt which is displayed on the right. You can own this special shirt which guaranties that you will stand out in a crowd.**

**Order from Cabelas (see above)  
Item #1K-904591  
Color-Vivid Blue**

**Get Yours Today !**



Embroidery is available locally at **TCB Embroidery** located at 8924 Carlton Hills Blvd. Santee, CA 92071 Phone- (619)-562-2320 Fax (619)-562-3510  
[tcbembroidery.com](http://tcbembroidery.com)

# Eastern Sierra Report from Sierra Drifters

## Quick Look Fish Report

Hope everyone out there has a great holiday weekend this Thanksgiving! The general trout season has finally come to a close after another great year. All lakes in Mono County are no longer open to fishing, and we have now directed our attention to the wonderful Fall/Winter fisheries which remain open until next year's season opener. Another storm brought snowfall to only the highest of elevations in the area, while the other areas that we fish received a good amount of rainfall from it. Not much to report in the way of flooding along the creeks and rivers, as this was anywhere from a heavy steady drizzle to a hard rain at times. East Walker River continues to fish well in the usual areas. The miracle mile section has been the popular spot as usual, and there are plenty of trophy trout spread throughout the river. Hot Creek has received its annual stocking of diploid trout this year and we are wishing these young fish safe travels around the creek as they settle into their winter holding areas. The Upper Owens River Snows are in and are starting to make their way higher into the river above the bridge. We have had good success on large rainbows up here using our Crystal Egg patterns. The Middle Owens River has finally come down some and is within striking distance of our drift boats. Another flow drop here will prime it for some good fishing. The Wild Trout section is still on the high side for wading, but if you can locate the slower moving water and get your bugs down deep the fish are responding.

## Upper Owens River 11/19/17

66 cfs is the current flow now. The water is very clear above the Hot Creek confluence and there are large migratory rainbows holding from the Benton Crossing Bridge and upstream of it. Please note the section from the fishing monument downstream to Crowley Lake has closed for the season. You may only fish from the Benton Crossing Bridge upstream. Please be sure to check regulations before fishing here. Morning temperatures have been on the cold side, with frost covering the grass and submerged weeds along the banks. Afternoon temperatures have been very pleasant, so layering up for the morning and being able to take off layers as the day goes on is a smart way to dress this time of year. You will still have to do some hunting for these larger fish, as they are spread out currently. We haven't seen any large concentrations in any given area, but covering water to find the big ones is a good strategy. Hanging egg patterns, midges, SJ worms, PT's, and Hare's Ears under an indicator is the best way to locate them. Make sure you use plenty of weight to get your bugs on the bottom.

## Middle Owens River

The flows have now dropped to 452 cfs. We would love to see a downward trend on this stretch of water. This will improve the fishing and we are now able to access the river by drift boat. We fish this river with sink tip lines and small to medium

sized streamers. It is a fun way to fish and a good way to get away from foot traffic. Quality rainbows like the one pictured below live in the river alongside some of the most beautiful wild browns. In the afternoons, we get the opportunity to throw #18-20 dry flies to rising trout when conditions allow with light weight fly rods. Fish have been holding in the usual areas where the water is slower and deep. The water clarity will begin to clear as the flows drop.

## Hot Creek 11/19/17

Flows now at 24 cfs. Water conditions are very good for this time of year. No snow or ice present at this time. Smaller nymphs like Assassins and FB PT's still working with small indicators or dry flies (high vis BWO's) used as attractors/indicators. Solid BWO hatches will come off throughout the winter. CDFW planted thousands of juvenile trout recently. Hopefully these fish will survive the winter, and we will see a large increase in fish counts for next summer. There are some really beautiful fish holding in the deeper pools and runs; but don't expect a huge numbers day on the holdover fish.



## Fly Tying Congress Every Thursday 6:30-8:30 PM

Join the San Diego Fly Fishers at San Carlos Recreation Center at 6445 Lake Badin Ave. in San Diego. Instruction to create your own fly is available. Bring your own equipment or use the club equipment, available from one of the instructors.

**DIRECTIONS**--From Interstate 8 take the Lake Murray off-ramp and drive toward Lake Murphy. Travel on Lake Murray Blvd. for 1.6 miles and turn left at Lake Adlon Drive (1st corner past Jackson Drive). Go three blocks and the Recreation Center will be on your right.

## Funny Page



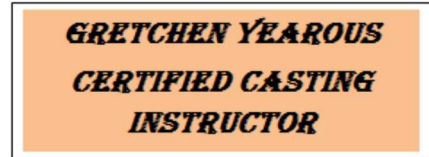
FREE CASTING LESSONS  
EVERY SUNDAY starting at 9 AM

Join the San Diego Fly Fishers at Lake Murray to cast or improve your skills. Free instruction is available. Bring your own equipment or use the club equipment, available from one of the instructors. DIRECTIONS--Take Interstate 8 to Lake Murray Boulevard. Go north on Lake Murray Boulevard to Kiowa Drive. Make a left and continue to the parking lot next to the boat dock. We are to the immediate right of docks under the large cabana. See you there!



# 2017 Fundraiser Sponsors

*A special thank you to our Sponsors . Please Support them with your business*





Recipients of the  
**STROUD AWARD**

Jim Brown.....	2004
Allen Greenwood.....	2005
Hugh Marx.....	2006
Mike Rivkin.....	2007
Bill Van Wulven.....	2008
Larry Bottroff.....	2009
Gary Strawn.....	2010
Bob Fletcher.....	2011
Bill and Eileen Stroud.....	2012
Paul Woolery.....	2014
Louie Zimm.....	2015
Tom Loe.....	2016

Cut-off date for **January Finny Facts** is Friday, December 15, 2017  
Send articles to:  
Alan Thompson at  
[tinnyfacts@gmail.com](mailto:tinnyfacts@gmail.com)

Send change of address information,  
 or Club membership renewal to:  
**[Sandiegoflyfishers.com](http://Sandiegoflyfishers.com)**

Also, Visit our club's website today for new pictures, articles, and other useful information.  
[WEB Address at bottom of this page.](#)

**LIFE MEMBERS**

Gordon Foster (in memoriam), Bill and Eileen Stroud (in mem), Bernie Hammes (in mem), Hugh Turner (in mem), Nancy Pitts, Bob Wisner (in mem), Ken Armer, Glen Paul (in mem), Betty Coram, Ned Sewell (in mem), John Kasten (in mem), Leo Bergevin (in mem), George Beach (in mem), Bob Camp (in mem), Marvin Darling, Gene Jerzewski (in mem), Oz Osborn (in mem), Robbie Robinson (in mem), John Gauld (in mem), Lloyd Jefferies (in mem), Doug Joseph, Gary Hilbers, Tom Smith, Bud Olsen (in mem)

**HONORARY MEMBERS**

Jim Brown, Louisa Kassler (in memoriam), Hugh Marx (in memoriam), Bob Fletcher, Randy Ford, Allen Greenwood, Mike Rivkin, Bill Van Wulven, Larry Bottroff, Aubrey Wendling (in memoriam), Bob Berry, Larry George, Tom Loe

Recipients of the:

**GORDON FOSTER MEMORIAL AWARD**

For unselfish and outstanding service to the fly fishing community

1991-Ned Sewell	2004-Joe Bain
1992-Bob Camp	2005-Jim Reeg
1993-Bill & Eileen Stroud	2006-John Kasten
1994-Ed Velton	2007-Lucky Ketcham
1995-Bob Wisner	2008-Louie Zimm
1996-Gary Hilbers	2009-Warren Lew
1997-Jack Bentley	2010- Paul Woolery
1998-Gordie Zimm	2011-Gary Strawn
1999-Gretchen Yearous	2012-Lee McElravy
2000-Tom Smith	2013-David Collins
2001-Rose & Roger Yamasaki	2014- Lee Anderson
2002-Larry Sorensen	2015- Jack Duncan
2003-Jim Tenuto	2016- Bob Pharoah



**San Diego Fly Fishers  
2017 Directors**

Fred Gregory ..... **President**  
 Larry Sorensen..... **1st Vice-President**  
 Tim Huckaby.....**2nd Vice-President**  
**Co-Annual Fund Raiser**  
 Bruce Harris ..... **Treasurer**  
 Jeremy Ramberg **SWG-FFI Club Liaison**  
 Sherry Ashbaugh..... **Media**  
 Bruce Bechard ..... **Programs**  
 Jack Duncan.....**Rod Building**  
 Mike Gilroy.....**Co-Annual Fund Raiser**  
 Mark Hedderson..... **Secretary**  
 Lee McElravy ..... **At Large**  
 Bruce Michael ..... **At Large**  
 Gary Strawn ..... **Conservation**  
 Alan Thompson..... **Newsletter**  
 Steve Vissers ..... **Membership**

**Other Chairpersons**

Alan Thompson ..... **Fly Casting Clinic**  
 Lucky Ketcham ..... **Fly Tying Clinic**  
 David Collins ..... **Web Master**  
 Lee McElravy .... **Project Healing Waters**  
 Don Davis..... **Video & Library**

**IGFA Contact**

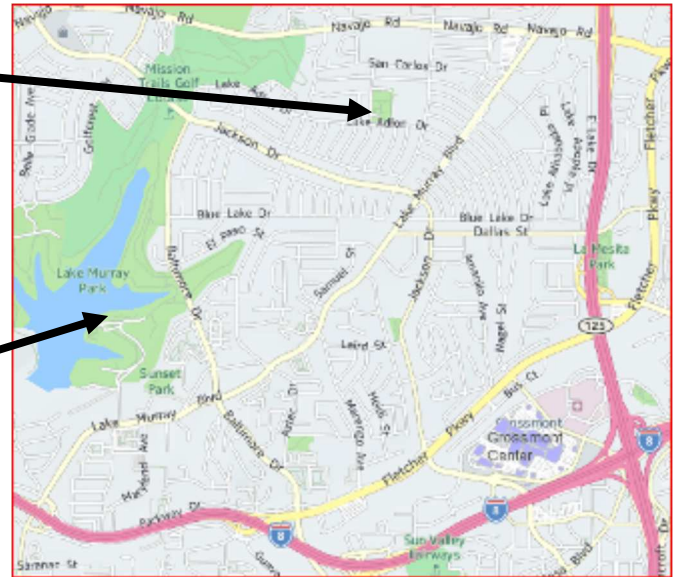
Wesley Woll  
 675 S. Sierra Ave. Unit 25  
 Solana Beach, CA 92075  
 858-481-6386 858-395-9479 cell

**Fly Tying Congress**  
 Thursdays 6:30-8:30

San Carlos Rec. Ctr.  
 6445 Lake Badin Ave.  
 San Diego, CA 92119

**Fly Casting Clinic**  
 Every Sunday 9 to noon.

Lake Murray  
 Kiowa Dr.  
 San Diego, CA 92119



**Monthly Programs**

First Monday  
 7:00 p.m. to 9:00 p.m.

**Southwestern Yacht Club**  
 2702 Qualtrough Street  
 San Diego, CA 92106

**San Diego Fly Fishers**

10601-G Tierrasanta Blvd. #327  
 San Diego, CA 92124

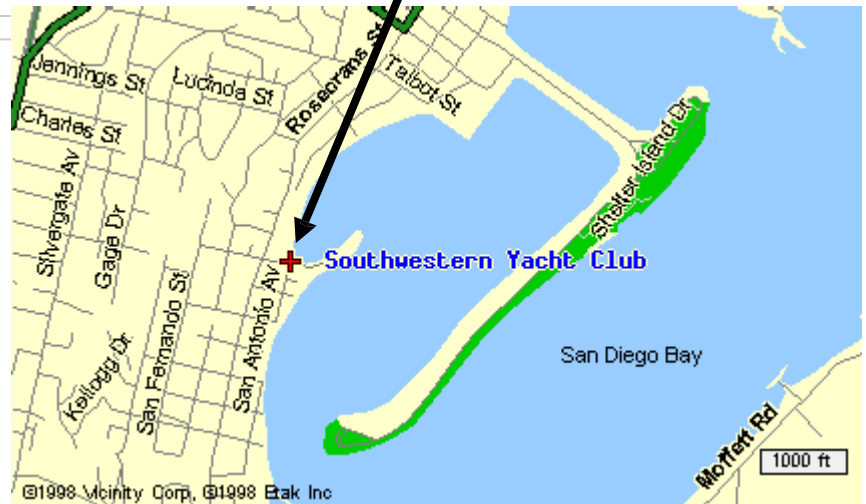


San Diego Fly Fishers

Cleaner Water, Brighter Streams, Better Fishing

**Affiliate Club of the  
 International  
 Federation of Fly Fishers**

**Since 1962**



**Directions from Highway 8 (traveling West) or Interstate 5 (traveling South)**

Take Rosecrans exit West to Owen Street  
 Turn Left on Owen Street, drive 1 block to San Antonio  
 Turn Left on San Antonio, drive 2 blocks  
 Turn right onto Qualtrough and follow to SWYC entryway at end of street.

**Southwestern Yacht Club**  
 2702 Qualtrough Street  
 San Diego, CA 92106  
 (619)222-0438