

FINNY FACTS

Archive Version

May 2015

San Diego Fly Fishers



Volume 38 No.5

Cleaner Water. Brighter Streams. Better Fishing.

This Month's Speaker Marlon Rampy



Mr. Rampy's bio on next page

The Passing of Life Member
Eugene "Gene" Jerzewski
June 25, 1940 – March 30, 2015

Gene Jerzewski was born in Manville, NJ and, after serving in the Navy, settled in California in 1967. He moved his family to San Diego in 1968. Gene worked for Kahl Scientific in El Cajon for 21 years and for UCSD, Physics Dept. for the last 25 years, assisting graduate students. He loved his job and the UCSD community and did not truly retire until his health forced him to. He was an avid fly fisherman, tied his own flies, built fly rods and was a member of the San Diego Fly Fishers club for over 40 years.

Gene is survived by his wife of 53 years, daughter, son-in-law and granddaughter. He also is survived by four brothers and two sisters.

In lieu of flowers or gifts, his family requests that donations be made in memory of Eugene A. Jerzewski for oncology research at UC San Diego Moores Cancer Center, 9500 Gilman Drive #0853, La Jolla, CA 92093-0853. Gifts can also be made online at:

Two Great Events are on the Horizon; The ANNUAL RAFFLE on June 1st And the July 6th Meeting at Tidelands Park with an Opportunity to Get Casting Instruction With Guy Jeans.

Thanks to the continuing efforts of **Bruce Michael** and **Bruce Bechard** we can look forward to a couple of great events in June and July.

First is the **Annual Raffle** that occurs on Monday, June 1st. This is our main fundraiser to fund local agencies that support Cleaner Waters, Brighter Streams and Better Fishing. (See the flyer found on **page 3**). A list of organizations that receive our support can be found on **page 11**.

Second, in July there will be a unique monthly meeting in the field. We will meet at Tidelands Park in the city of Coronado where there will be casting clinic prior to the meeting. See **page 4 bottom** for times and focus for each clinic plus the fee and how to sign-up for these clinics. Following the pre-meeting casting, there will be a bar-b-que and finally the presentation at 8 pm.



Inside

Presidents Report	Page 2
Raffle.....	Page 3
Activities.....	Page 4
International Travel.....	Page 5
PHW in Pictures.....	Page 6
Fly of the Month.....	Page 7
Lake Pyramid	Page 8
Lake Barrett.....	Page 9
Extra.....	Page 10 & 11
Funny Page	Page 12
Awards.....	Page 13
Board Information.....	Page 14

Next Meeting

Monday, May 4, 2015
7:00 pm
Sequoia Elementary School;
4690 Limerick Avenue
(see map on the back)

Reminder

Volunteer host for this meeting
(report at 6:15pm)

Frank Beaty
Jim Litchfield

Thank you, **Bob Blazer**

QUOTE OF THE MONTH: “

"The solution to any problem -- work, love, money, whatever -- is to go fishing, and the worse the problem, the longer the trip should be." -John Gierach



Nancy, my wife of over 30 years, is the love of my life but I keep wondering. Who looks forward to my annual summer fishing trip with more anticipation ? She or I?

This is the time of year when you finalize summer and fall trips. There are various private trips that some members are taking starting soon such as Southern Utah, or a group going to the Green River in Utah in June, or a group going on a float trip on the Smith River of Montana at the end of June. I wish them all a safe and successful endeavor. I am trying to put a trip together for myself in Montana for 4 weeks during July and August. When I return, I will speak to the editor to see if he wants a report from this trip. The above mentioned groups are also invited to send reports about their adventures for the benefit of all club members. Don't forget pictures !

In this month's Finny Facts there are contributions from members. The first is a report on Pyramid Lake in Nevada written by **Bob Pharoah** which is found on **page 8**, an article on Lake Barrett written by **Gretchen Yearous** which is found on **page 9**, and a report from down under from **Frankie and Ted Kalli** found on **page 5**. Be sure to see the attaboy for another long time member who was honored for his volunteer work which is found on **page 11**. I have to thank these members to helping make this month's work easier for the editor.

Speaking of the editor, he recently spoke to me about a pressing concern. He has a feeling that members are **NOT reading their Finny Facts** and he wants me to fix the problem. Help me put his mind at ease.

Locally there are one day events that we can participate such as the SWC-IFF sponsored One Fly Surf contest on Saturday, May 2nd (see notice on **page 4**) at South Mission Beach next to Belmont Park. At the bottom of the same page, there is information about the July meeting at Tidelands Park in Coronado. **Bruce Bechard** is leading the effort to make this event the highlight of summer and he is definitely thinking outside the box. **The Bruces** are doing a great job.

I am writing this column after spending the day at the Boy Scouts of America Scout Fair at Qualcomm Stadium. The boys were as enthusiastic as ever and I am always impressed with their courteous manner they treat us old grey hairs. I want to list all the adult helpers from San Diego Fly Fishers and Golden State Flycasters starting with **Bob Pharoah** the chairman of this event who does a great job, **Lucky Ketcham** Coordinated with the scouts, **Richard De-Busk** organized all the knot tying stations (my preference), **Wayne Johnson**, president of GSF, provided rods for the boys to practice casting, plus **Don Smith, Bruce Harris, Steve Piper, Denver Brownlee, Tom Lucas, Roger Yoshioka, Steve McKnight, Frank Beaty, Jim Litchfield, Ray Mehl, Sheri Mehl and me.**

The next day was the annual Day At The Docks where San Diego Fly Fishers had a booth with **Paul Woolery, Barry Perchesky, Lew Walsh and Larry Sorensen** were busy tying special flies designed to snare the elusive small children. **Jon Hee** and **Paul Woolery** gave a seminar "How to fly fish in saltwater".

Marlon Rampy Bio

Some of the largest trout in the 48 states are quietly swimming, finning and eating in the spring-fed rivers and lakes of southern Oregon's Klamath Basin.

Our May presenter, Marlon Rampy, will show us all about this fantastic fly fishing playground. Marlon's presentation will be a multi-media composition with plenty of photos, sound, scenery, music and yes, even some lovely fish. He will take us on a detailed journey thru the Southern Oregon's premier fly angling

Marlon's guide business, Wildwest Fly Fishing, has steadily gained a dedicated following as a quality fly fishing experience since its inception in 1995. **Marlon Rampy** is a full time Guide in Oregon's Klamath Basin. His passion for photography and guiding the Basin and has lead him to many wonderful photo ops. His photography has been published in Northwest Fly Fishing, the Drake and CATCH Magazine. Marlon is the head guide at the Lonesome Duck Lodge on the banks of the Williamson River.

To see more of his images visit his website: www.flyfishoregon.com

**Welcome Aboard
New Members**

- Lee Hurlbutt
- Lasoya Lerma
- John Wylie
- Joyce Murphy
- Christopher Scott

SAN DIEGO  FLY FISHERS

ANNUAL RAFFLE

June 1st, 2015 at 6 PM
Southwestern Yacht Club
2702 Qualtrough St,
San Diego, CA 92106

This event insures Sdff
continued outreach and
education to our community



Activities

SWC-IFFF Sponsors the Event :One Surf Fly

ONE SURF FLY
no.8
SATURDAY, MAY 2ND, 2015
MISSION BEACH, SAN DIEGO 6AM CHECK-IN

PLEASE SUPPORT THESE FINE COMPANIES THAT HELP SUPPORT US!

Logos: Orvis, OLSON VISUAL, MFC, REDINGTON, SAGE, SIMMS, BUFF, FLYMEN, DENNIS HARPER CUSTOM FLY RODS, S. P. Products

Something Different July Monthly Meeting At Tidelands Park in Coronado

Signups for the July casting clinics which will be held before the July meeting at Tidelands Park. I will signing people up for the clinics at the May meeting. The clinics will be taught by certified casting instructor **Guy Jeans**. There will be two clinics:

First clinic 4:00pm
Basic and specialty casts

Second clinic 5:30pm
Distance casting

The clinics will be taught at Tidelands park on the grass field. Persons attending one or both clinics should bring their favorite rod and reel with a "hookless fly" tied on. The cost of each clinic will be \$30 and will

include the cost of the BBQ. You can attend both clinics for \$50.

The clinics will be followed by BBQ at 7:00pm followed by the meeting at 8:00pm. Each person attending should bring their own lawn chair. The cost of the BBQ will be \$10 for attendees who do not attend the BBQ.

Also -
My name is Jon Hee. I am helping Bruce Bechard with the BBQ at the Fly Casting clinic and meeting for San Diego Fly Fishers in July. I am in need of people who can donate the use of their full size (not Hiba-chi size) BBQs for the event. If they would like to volunteer to help with the BBQ we can always use people to help.

You can contact me at:

I

Read the
Indicator
E-mailed
at least
Twice a
Month
By
Steve Vissers

International Adventure

New Zealand

(somewhat southwest of Tijuana)

Frankie and I just returned from our fall fishing trip where Frankie was top rod with several nice browns and almost broke the double digit goal with one that was 9.5 lbs.



The fish that most just dream about.

The Tongariro River was low and the rocks were covered with algae, which made wading a little tough. We only fish it one day. *Editor's note, Ted reported that New Zealand was also having a dry year but not on the scale as California.*

We only fish it one day and the rest of the time fish Lake Otamangakau, known locally as the Big O. which provides challenging wilderness fishing and solitude, close to but quite different from Lake Taupo.



Another Whopper on a cloudy day

It is managed as a trophy fishery with rainbow trout commonly exceeding 4.5kg. It is a challenging place to fish as it has a barren beauty and sense of isolation.

The weather can be bleak and cold, as witnessed by some of the pictures or shimmering hot. Being very exposed in an open boat, the wind can be a problem at times.



Ted has a unique way to lifting weights— a fat fish. Great Job

This lake, Lake Otamangakau, was cho-

sen as one of the venues for the 28th Worlds Fly Fishing Championship in 2008.



Rainbows above and below



We caught a number of Rainbows ranging up to 9 lbs.

With winter setting in and being fair weather fishers, we will have a long break before returning in October for Spring fishing.

Fly Tying Congress Every Thursday 6:30-8:30 PM

Join the San Diego Fly Fishers at San Carlos Recreation Center at 6445 Lake Badin Ave. in San Diego. Instruction to create your own fly is available. Bring your own equipment or use the club equipment, available from one of the instructors.

DIRECTIONS--From Interstate 8 take the Lake Murray off-ramp and drive toward Lake Murphy. Travel on Lake Murray Blvd. for 1.6 miles and turn left at Lake Adlon Drive (1st corner past Jackson Drive). Go three blocks and the Recreation Center will be on your right.

Education

Project Healing Waters in Pictures



Instructor Paul Woolery



Lars says, “Over there, someplace on the water.” which means, “Pull my finger.”



Art Reifman coordinates the program and instruction.



Jack Duncan delivering one-on-one instruction to a veteran.



Arriving at Lake Murray for fly fishing casting.



Instructor Don Smith



A group picture of instructors from San Diego Fly Fishers and future fly fishers from the VA Hospital taking part in Project Healing Waters.

Fly of the Month

International Federation of Fly Fishers Fly of the Month September, 2013

PURPLE HAZE



Published by Bob Bates
Federation of Fly Fishers - Washington Council

Materials list

Hook: Tiemco 100, sizes 10 – 18 (Or other dry fly hook)

Thread: Black or color to match body

Tail: Natural brown elk

Body: Flex Floss, Purple, light green, light blue, and black seem best

Post: Calf tail or poly yarn, white

Hackle: Grizzly and brown

Thorax: Peacock herl

Opening Comments

Ilene Hirsh from Salem, OR called this a variation of the Parachute Adams as she tied it at the 25th Fly fishing Expo, in Albany, OR and later in an e-mail.

So out of curiosity I did an internet search. First I tried just “Purple Haze” and received 2.9 million hits for vegetation (cannabis), Jimmy Hendricks, etc. When I entered “Purple Haze fishing fly” I had only 139,000 hits, but there was a bewildering array of patterns: dry flies, wet flies, emergers, bead heads, streamers, etc. all named purple haze. Also two or three different people were given credit for designing it. When I looked at just parachutes there were many ways of tying it. The only common factor with this attractor was it caught a lot of fish. People caught fish in streams and lakes. Even my doctor used it, as does Ilene, on the Madison river.

Ilene wrote in an e-mail “It’s used to match BWO, duns, drakes, and tricos.” From the internet search it works great in the spring time and in the fall to match different hatches. Just change the size to match the insect. You can also change the hackle colors to match the insects. So how do you fish it.

For streams I always think “drag free drift.” You want the fly to look like a drifting insect. If there a “v” wake coming off the fly that’s drag, so change your ways. Cast upstream with a slight hook in the leader so the fly is slightly off to the side of the line. Cast across stream with an upstream mend. Remember when mending a line on the water, you cause drag. Cast downstream with a wiggle cast, and hope the fish hits before the line straightens. Another way of achieving the same effect is to throw your line up a little. It will fall with a series of curves like a wiggle cast. If you cast too high the line will land at

your feet.

In lakes, remember the wind. If you can cast and let the fly sit, great. However, there are times when you want the fly to look alive, so wiggle it a little. If there is wind, use the above suggestions for moving water, and have fun.

Tying Sequence

Step 1: Start with a good thread base, and leave the thread at the point.

Step 2: Tie on a small bunch of elk hair. Clip off excess flared elk hair.

Step 3: Tie in a piece of Flex Floss. Be sure it is secured to right in front of the tail. Wrap the thread forward to about the two thirds point and trim excess Flex Floss.

Step 4: Attach a bundle of poly or calf tail at the one quarter point.

-Continued on Page 10

Lake Pyramid Report

By Bob Pharoah

Pyramid Lake is located on Paiute Indian reservation land in the desert of Nevada, 45 minutes drive from Reno and 30 minutes from Sparks. A Nevada State fishing license is not needed, however a permit must be purchased for camping, fishing or boating on the lake. March and April are the best months for exciting fishing. Pyramid Lake is world famous for the large Lahontan Cutthroat Trout and biologists are very excited about an original strain of Pyramid cutthroats discovered in the late 1970s in a small creek near a 10,000-foot mountain on the border of Nevada and Utah called Pilot Peak. The Pyramid Lahontan strain was thought to be extinct. In 2006 they began stocking Pyramid Lake with what many now call Pilot Peak cutthroats. Biologists are astounded because inside Pyramid Lake these powerful fish grew five times as fast as other trout species and are only a third of the way through their expected life span. The Pilot Peak, sometimes called Pilot Creek, cutthroats tend to stress ones fly rod more than the Summit Lake strain. Read an interesting article in the NY Times at: http://www.nytimes.com/2013/04/24/us/lahontan-cutthroat-trout-make-a-comeback.html?_r=0



and checked into our accommodations at the Crosby Lodge. Staying right at the lake is very convenient, especially when one has to be at the lake at 4:30AM to place your ladder and hold your spot. Ladders are not allowed to remain in the water over night. Crosby Lodge is the only accommodations available at the lake. <http://www.crosbylodge.net>



We fished a couple beaches for the experience but ended up spending most of our time at the North Nets. During past trips, I had used 12 pound test leaders to fish streamers and size 8 nymphs. Sam and Gary called upon experience gained fishing Crowley Lake and fished 3X leaders and size 14 nymphs. While I cautioned about using the lighter tippet, they out fished me catching three fish for every one of mine. On the fourth day of fishing I did get a little revenge when Sam hooked a **BIG** fish. I don't think the fish even knew he was hooked and just slowly swam out into the middle of the lake. Sam couldn't do anything but hang on as line peeled off the reel. When all the backing was nearly gone Sam had no choice but to clamp down on the line which broke the tippet. The fish we caught were between 22 inches (3.5 pounds) and 30 inches (10.5 pounds). Gary landed the fish of the trip with a 10.5 pound cutthroat while fishing Popcorn point. Our friend Mark Waterman, who lives in Sparks, joined us for a day of fishing when the weather turned stormy. The locals claim fishing is best when the weather is the worse, with high winds. During the five days of fishing, the four of us landed over 100 fish with yours truly bringing up the rear.

On Sunday March 29, **Norb Spitzer** and I drove to Bishop CA. to pick up **Jim Spitzer** for another five days of Pyramid fishing. We met with **Sam** and **Gary** at Popcorn Beach on Monday. While Jim,

Norb and I chose to fish Popcorn, Sam and Gary decided to fish the South Nets based on information we had received from one of Jim's friend. The Nets proved to be the correct choice and we spent the next four days fishing the South Nets from our ladders. Mark camped on the beach in his trailer and allowed us to get an extra 45 minutes of sleep everyday by putting our ladders in the water early each morning. We had one great day, when the wind blew hard, with each of us landing fish numbering in the teens. As in real estate, location is everything. Norb anchored the right end on our line of ladders and landed thirteen fish. Mark was on his left and landed fourteen. I was to Mark's left and landed sixteen fish. Sam was on my left and also landed sixteen. Gary anchored the left end and landed nineteen fish. We all had a few more come unzipped during the day and all in all it was a very exciting day.



Sam landed his personal best trout with an 8.5 pound Pilot Peak Cutthroat. He called it his "seven ladder Lahontan" because it put up such a strong fight. It took him down the ladder line passing in front of seven ladders with fishermen. Of course everyone was full of advice on how to land him but Sam stuck to his guns and played him like a pro.

-continued on page 10

Editors Note: Additional Pictures will go into next month's Finny Facts.

Local Fishing Report

BARRETT LAKE Pre-Season April 15, 2015

Gretchen Yearous

The pictures tell the story of the historic lowest water level I have seen in 20 years. The lake did release water and is now at 5.6% of capacity. The lake is just the main body and vertical now – no sloping shorelines underwater. Visibility is about 6 inches. Water conditions cloudy and green in some ends of the main lake and what used to be Pine and Hauser arms. The end of Hauser ended where Becky cove once stood with 3 feet of carp style water. Water temp. late morning was already in the mid 60s.

The shoreline is thick cracked mud with a misleading somewhat crunchy surface that doesn't hold much bodyweight. My 110 lbs moved quickly to avoid sinking. Under the water is worse. Pushing the boat off the shoreline was brutal with your feet ankle deep in mud. Float tube launching is very limited. Our in time was 6:00 a.m. and our out time was 4:30 p.m.



The city is going to be reviewing safety issues and fishing pressure over the first month and then re-evaluate. Policies and reservation types for May 2015 are on the <http://www.sandiego.gov/water/recreation/reservoirs/barrett/index.shtml> website.

The fish were healthy, hungry, and biting all day with a slowdown between 2:30 and 3:00 p.m. This was the biting of the old days. Bass size was between 16 and 20" for me but Bruce caught mid- afternoon a probably 9 pounder on the opposite shoreline from me. Strike zones were 2 to 9 feet for me.



20" bass

I invited Capt. Bruce Smith, (Operates the long range boat Fortune) to go in with me. He has also fished Barret for nearly 20 years, islots younger and can keep the fly in the water longer than I can for more data and higher counts. He was willing to do the SDFish reports this year. Check out his posting on the SDFish.com website – forums- Barrett-fishing reports- for his pictures and additional detailed report. His catch count was over 60 fish. Rods were 6 to 8 weights with lines of intermediate, or full sinking lines to 20' sink tips. Shorter leaders work better – 5 to 6' vs. 7 ½ or longer and 3x or larger leaders.

Steam rose off the water in the cold morning light but the fish didn't mind. We used baitfish patterns from the boat to fish boils surfacing up and down the shoreline opposite pigs point on rocky areas for a couple of hours. I hadn't seen that for nearly 17 years on my trips. What a thrill. Bruce was giving me a review on how to handle bait fish and then we had some double hookups. The baitfish were so concentrated that we each foul hooked baitfish.

The gourmetsportsman.blogspot.com sent me a couple of his shiny guy baitfish imitations and it was a great fly. He has posted the recipe on his site. Scroll down to the Barrett label. Bruce used some EP peanut butter baitfish fly that sinks well and was more experienced than I was and caught 4 to my 1 for a while. Steady stripping after sinking got results. Target casting to rocks and shade and of course into those frenzied boil rings was required.

11:00 started our tubing by splitting up and

each of us taking opposite sides of the lake fishing deeper sinking patterns. Almost no stick ups exist. Structure is defined by rocky areas here and there. The wind was brutal on my side. Couldn't fish the distance I wanted and couldn't achieve a non-curved tight line strip and missed a lot of strikes. Bass moved further offshore by mid- afternoon.

4 new flies passed the test: Articulated bugger type, shiny guy shad emulator, Whitlock's crayfish, and the Near Nuff Sculpin (green). The articulated took really hard hits and drastic fish behavior. Wanted to start using crayfish patterns now - used Whitlock's crayfish pattern for the first time and got good action. Anything cone headed, eyed, flashy and leggy worked very well. I didn't downsize for bluegill. They had to take the smallest size 6 bass flies or nothing. They obliged. It was hard to see around these bigger flies to get them out of small bluegill mouths and still fighting hard.

I didn't keep count but it was one of my good years for bass – netted well over 20 bass alone with tons of large bluegill in spite of the wind and shortened hours. After the first 10 of any species, I don't really care. I lost half as many hooked fish that didn't stay on plus lots of biting efforts. I have seen years where you couldn't catch 3 fish for the entire day.

Tip: Check your leaders up to 4 inches above the fly. Bass were swallowing my flies and chewed up my new leader so the



fish broke me off twice before I discovered the problem. When I tested the new fly knot, it broke the leader above the fly.

Extra

Fly of the Month

Purple Haze

Continued from page 7

Step 5: Pick up the poly or calf tail, and wind thread around it to stiffen the post, and create a base for the hackle. At first you might have to hold the poly up as you wind the thread around it. Leave the thread at the back of the post.

Step 6: Prepare two feathers, brown and grizzly, by trimming off some of the fibers at the base. If you use Whiting 100 feathers you must trim the fibers rather than pulling them off and thinning the shaft. Secure the feathers, tips forward and dull side down, one at a time to the shank of the hook. Wind thread over the feathers to the base of the post, hold both feathers upright along the post and wind thread around feathers and up post. Return thread to the hook shank, behind the post.

Step 7: Wrap the Flex Floss forward to the post, secure and trim. Secure one peacock herl in front of post and return thread to rear of post.

Step 8: Wrap peacock herl rearward and secure behind post. Trim excess.

Step 9: Wrap both hackles together down the post. Make each wrap tightly below the other. Make at least three wraps with each hackle. Anchor the feathers by passing the thread over the material there by catching the feathers and around the post. If you hold the feathers at a downward angle, just a little, it helps capture the material.

Step 10: Keep tension on the thread and wrap around the post 3 -4 times. Apply glue to the thread after the first two wraps and continue wrapping the thread around the post. This will anchor the thread. Trim the excess feather.

Step 11: Half hitch or whip finish around the post and under the hackle. Trim poly to give a shank length post.

Closing Comments

As I watched Ilene tie this pattern I thought it be a pretty fly for the Fly of the Month. It wasn't until later that I found out how popular and useful it is. Tie a few and test them in your waters. Ilene, thank you for reviewing and editing the article.

TIP OF THE MONTH

YOU NEED ONLY TWO TOOLS IN LIFE - WD-40 AND DUCT TAPE.

IF IT DOESN'T MOVE AND SHOULD, USE THE WD-40.

IF IT SHOULDN'T MOVE AND DOES, USE THE DUCT TAPE.

Pyramid Lake

-continued from page 8

Norb was fishing two nymphs under an indicator and showed us what a pro he is by catching two Lahontan at the same time. On past trips we had discussed what it would be like to hook into two of these big fish and how they would pull against each other straining the rod. He was able to control them (somewhat) and get them into shallow water where I was able to get both of them into the net. It was all very exciting.

Pyramid Lake should be on everyone's "bucket list". When you hookup it could be the fish of your lifetime. During the latest fishing contest held at the lake, four fish over 20 pounds were recorded. I must admit we observed the most fish being caught on spinning rods throwing jigs but to catch a huge fish on a fly rod is really a thrill.

Hope to see you at the lake next year. You can bet the farm we will be there...



The drought is real. This picture from Sierra Drifters shows Grant Lake seen recently as the water is taken for Crowley and Mono.

Extra

Members Making a Difference in the Community

San Diego River Park Foundation

Volunteer of the Month
Bob Stafford



Who Sdff Supports





San Diego Bay at Chula Vista



Funny Page


Gary Strawn

Separated At Birth ?
and Rocky the Flying Squirrel



"Let's jump a few times
just to drive the fly fishers crazy!"

Where did you say that
casting school was ?



FREE CASTING LESSONS
EVERY SUNDAY 9 AM--NOON

Join the San Diego Fly Fishers at Lake Murray to cast or improve your skills. Free instruction is available. Bring your own equipment or use the club equipment, available from one of the instructors. DIRECTIONS--Take Interstate 8 to Lake Murray Boulevard. Go north on Lake Murray Boulevard to Kiowa Drive. Turn left and look for people casting just as you enter the park. That's our bunch.



EILEEN STROUD CONSERVATION FUND



Donations

are gratefully accepted
Make checks payable to
Eileen Stroud Conservation
Fund

Mail to:
Stroud Conservation
Fund 1457 Morena Blvd
San Diego, CA 92110

All funds collected in Eileen's name will be donated to fresh water fish conservation or research programs in San Diego County.

Recipients of the **STROUD AWARD**

Jim Brown.....	2004
Allen Greenwood.....	2005
Hugh Marx.....	2006
Mike Rivkin.....	2007
Bill Van Wulven.....	2008
Larry Bottroff.....	2009
Gary Strawn.....	2010
Bob Fletcher.....	2011
Bill and Eileen Stroud.....	2012
Paul Woolery.....	2014

LIFE MEMBERS

Gordon Foster (in memoriam), Bill and Eileen Stroud (in mem), Bernie Hammes (in mem), Hugh Turner (in mem), Nancy Pitts, Bob Wisner (in mem), Ken Armer, Glen Paul (in mem), Betty Coram, Ned Sewell (in mem), John Kasten (in mem), Leo Bergevin (in mem), George Beach (in mem), Bob Camp (in mem), Marvin Darling, Gene Jerzewski (in mem), Oz Osborn (in mem), Robbie Robinson (in mem), John Gauld (in mem), Lloyd Jefferies (in mem), Doug Joseph, Gary Hilbers, Tom Smith, Bud Olsen

HONORARY MEMBERS

Jim Brown, Louisa Kassler (in memoriam), Hugh Marx (in memoriam), Bob Fletcher, Randy Ford, Allen Greenwood, Mike Rivkin, Bill Van Wulven, Larry Bottroff, Aubrey Wendling (in memoriam), Bob Berry

Recipients of the:
GORDON FOSTER MEMORIAL AWARD
For unselfish and outstanding service to
the fly fishing community

1991-Ned Sewell	2004-Joe Bain
1992-Bob Camp	2005-Jim Reeg
1993-Bill & Eileen Stroud	2006-John Kasten
1994-Ed Velton	2007-Lucky Ketcham
1995-Bob Wisner	2008-Louie Zimm
1996-Gary Hilbers	2009-Warren Lew
1997-Jack Bentley	2010- Paul Woolery
1998-Gordie Zimm	2011-Gary Strawn
1999-Gretchen Yearous	2012-Lee McElravy
2000-Tom Smith	2013-David Collins
2001-Rose & Roger Yamasaki	2014- Lee Anderson
2002-Larry Sorensen	
2003-Jim Tenuto	

Cut-off date for **June
Finny Facts** is Friday-
May 15, 2015

Send articles to:
Alan Thompson at
finnyfacts@gmail.com

Send change of address information,
or Club membership renewal to:

Alan Reoch
Sandiegoflyfishers.com

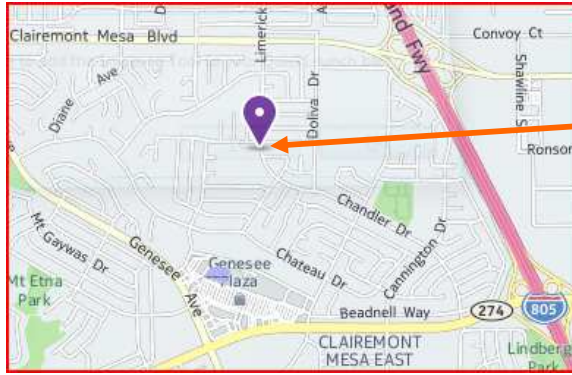
Also, Visit our club's website today for new
pictures, articles, and other useful information.
WEB Address at bottom of this page.

**San Diego Fly Fishers
2015 Directors**

- Alan Thompson..... **President**
- **Newsletter**
- Bruce Michael **Vice-President**
- **Annual Fund Raiser**
- Bruce Harris..... **Treasurer**
- Bob Blazer **Refreshments**
- Bruce Bechard **Programs**
- **Annual Fund Raiser**
- Don Davis **FFF Southwest Council**
- **Video & Library**
- Jack Duncan..... **Rod Building**
- Fred Gregory..... **Secretary**
- Preston Parrett **At-Large**
- Alan Reoch **Membership**
- Kurt Ruble **Programs**
- Gary Strawn **Conservation**
- Steve Vissers **Media Coordination**
- Lew Walsh **Door Prizes**

Other Chairpersons

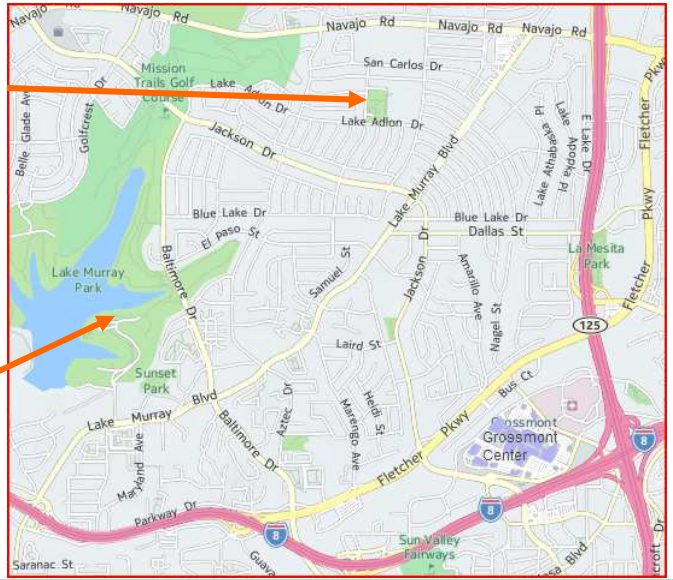
- Lee Anderson **Fly Casting Clinic**
- Lucky Ketcham **Fly Tying Clinic**
- David Collins **Web Master**
- Art Reifman **Project Healing Waters**



Monthly Meeting
 First Monday
 7:00 p.m. to 9:00 p.m.
 Sequoia Elementary
 School
 690 Limerick Ave.
 San Diego, CA 92117

Fly Tying Congress
 Thursdays 6:30-8:30

San Carlos Rec. Ctr.
 6445 Lake Badin Ave.
 San Diego, CA 92119



Fly Casting Clinic
 Every Sunday 9 to noon.

Lake Murray
 Kiowa Dr.
 San Diego, CA 92119

San Diego Fly Fishers

10601-G Tierrasanta Blvd. #327
 San Diego, CA 92124



San Diego Fly Fishers

Cleaner Water. Brighter Streams. Better Fishing

**Affiliate Club of the
 International
 Federation of Fly Fishers**

Since 1962